

MODUL PEMBELAJARAN SMP TERBUKA

BAHASA INGGRIS



MODUL 2  
IT'S ME

KELAS  
VII

© Hak Cipta pada Direktorat Sekolah Menengah Pertama  
Direktorat Jenderal Pendidikan Anak Usia Dini,  
Pendidikan Dasar dan Pendidikan Menengah  
Kementerian Pendidikan dan Kebudayaan  
Republik Indonesia

# MODUL PEMBELAJARAN SMP TERBUKA BAHASA INGGRIS Kelas VII

## MODUL 2 IT'S ME

Tim Penyusun Modul

Penulis :

1. Indah Lestari, S.Pd, M.Hum
2. Arsyad, S.Pd., Gr.

Reviewer :

Rd. Della Kartikasari A, M.Ed.

Tim Kreatif :

G\_Designa Project

Diterbitkan oleh Direktorat Sekolah Menengah Pertama,  
Direktorat Jenderal Pendidikan Anak Usia Dini,  
Pendidikan Dasar, dan Pendidikan Menengah  
Kementerian Pendidikan dan Kebudayaan  
2020



## KATA PENGANTAR

Puji syukur kita panjatkan kehadirat Tuhan Yang Maha Esa, atas berkat rahmat dan hidayah Nya, Direktorat Sekolah Menengah Pertama, Direktorat Jenderal Pendidikan Anak Usia Dini, Pendidikan Dasar dan Pendidikan Menengah telah berhasil menyusun Modul Pembelajaran SMP Terbuka kelas VII dengan baik. Tujuan disusunnya Modul Pembelajaran ini adalah sebagai salah satu bentuk layanan penyediaan bahan belajar peserta didik SMP Terbuka agar proses pembelajarannya lebih terarah, terencana, variatif, dan bermakna. Dengan demikian, tujuan memberikan layanan SMP Terbuka yang bermutu bagi peserta didik SMP Terbuka dapat terwujud.

Modul Pembelajaran SMP Terbuka kelas VII yang telah disusun ini disajikan dalam beberapa kegiatan belajar untuk setiap modulnya dan beberapa modul untuk setiap mata pelajarannya sesuai dengan kurikulum yang berlaku. Dengan adanya modul pembelajaran SMP Terbuka kelas VII ini, kami berharap, peserta didik dapat memperoleh kemudahan dan kebermaknaan dalam menjalankan kegiatan pembelajaran mandiri dan terstrukturnya. Selain itu, Guru Pamong dan Guru Bina pun dapat merancang, mengarahkan, dan mengevaluasi proses pembelajaran dengan lebih baik sebagai bagian dari proses peningkatan mutu layanan di SMP Terbuka. Dengan layanan SMP Terbuka yang bermutu, peserta didik akan merasakan manfaatnya dan termotivasi untuk mencapai cita-citanya menuju kehidupan yang lebih baik.

Dengan diterbitkannya Modul Pembelajaran SMP Terbuka kelas VII ini diharapkan kualitas layanan pembelajaran di SMP Terbuka menjadi lebih baik. Modul Pembelajaran SMP Terbuka kelas VII ini masih jauh dari sempurna, untuk itu kami berharap dapat memperoleh kritik, saran, rekomendasi, evaluasi, dan kontribusi nyata dari berbagai pihak untuk kesempurnaan modul ini. Kami mengucapkan banyak terima kasih kepada semua pihak yang telah berkontribusi aktif dalam proses penyusunan Modul Pembelajaran SMP Terbuka kelas VII ini. Apabila terdapat kekurangan atau kekeliruan, maka dengan segala kerendahan hati akan kami perbaiki sesuai dengan ketentuan yang berlaku di masa yang akan datang.



Jakarta, Oktober 2020  
Direktur  
Sekolah Menengah Pertama,

Drs. Mulyatsyah, M.M  
NIP. 196407141993041001

# DAFTAR ISI

Kata Pengantar .....	i
Daftar Isi .....	ii
Daftar Gambar .....	iii
Daftar Tabel .....	iv
<b>I. Pendahuluan</b>	
A. Deskripsi Singkat .....	1
B. Kompetensi Inti dan Kompetensi Dasar .....	1
C. Petunjuk Belajar .....	2
D. Peran Guru dan Orang Tua .....	3
<b>II. Kegiatan Belajar 1: <i>Identity</i></b>	
A. Indikator Pembelajaran .....	4
B. Aktivitas Pembelajaran .....	4
C. Tugas .....	10
D. Rangkuman .....	11
E. Tes Formatif .....	13
<b>III. Kegiatan Belajar 2: <i>Hobby</i></b>	
A. Indikator Pembelajaran .....	17
B. Aktivitas Pembelajaran .....	17
C. Tugas .....	20
D. Rangkuman .....	21
E. Tes Formatif .....	22
<b>IV. Kegiatan Belajar 3: <i>Member of Family</i></b>	
A. Indikator Pembelajaran .....	24
B. Aktivitas Pembelajaran .....	24
C. Tugas .....	27
D. Rangkuman .....	27
E. Tes Formatif .....	28
<b>V. Kegiatan Belajar 4: <i>Creating Dialogs and Practising The Dialogs</i></b>	
A. Indikator Pembelajaran .....	30
B. Aktivitas Pembelajaran .....	30
C. Tugas .....	33
D. Rangkuman .....	34
E. Tes Formatif .....	35
<b>VI. Tes Akhir Modul</b>	
Lampiran .....	37
Daftar Pustaka .....	43
Daftar Pustaka .....	49



## DAFTAR GAMBAR

Gambar 2.1. Memperkenalkan diri .....	5
Gambar 2.2. Ungkapan bertanya mengenai identitas seseorang .....	6
Gambar 2.3. Contoh ungkapan menanyakan hobi .....	17
Gambar 2.4. <i>Family tree</i> .....	25

## DAFTAR TABEL

Tabel 2.1. KI dan KD .....	1
Tabel 2.2. <i>Pronouns</i> .....	6
Tabel 2.3. <i>Possessive Adjectives</i> .....	7
Tabel 2.4. Kosakata .....	9
Tabel 2.5. Hobi .....	18
Tabel 2.7. <i>Members of family</i> .....	24

# PENDAHULUAN



## IT'S ME

### A. Deskripsi Singkat

Pada Modul 2 ini Ananda akan mempelajari ungkapan terkait identitas (*identity*), hobi (*hobby*), dan anggota keluarga (*member of family*). Pada akhir pembelajaran Modul 2 ini, Ananda akan dapat berkomunikasi baik secara tertulis maupun lisan terkait dengan identitas (*identity*), hobi (*hobby*), dan anggota keluarga (*member of family*).

Pembelajaran Modul ini disajikan dalam bentuk percakapan. Ananda dapat melihat daftar kata-kata sulit yang ada pada kolom *vocabulary* sebelum mengerjakan tugas yang disediakan. Secara mandiri, Ananda dapat berlatih membacakan dialog-dialog tersebut dan belajar untuk memahami isi dialog dengan menjawab beberapa pertanyaan terkait fungsi sosial, struktur teks, dan unsur kebahasaan. Pembelajaran ini disampaikan ke dalam berbagai kegiatan. Pada akhir kegiatan belajar, Ananda dapat menyimpulkan materi terkait identitas (*identity*), hobi (*hobby*), dan anggota keluarga (*member of family*).

### B. Kompetensi Inti dan Kompetensi Dasar

Tabel 2.1. KI dan KD

Kompetensi Inti	Kompetensi Dasar
3. Memahami pengetahuan (faktual, konseptual, dan prosedural) berdasarkan rasa ingin tahunya tentang ilmu pengetahuan, teknologi, seni, budaya terkait fenomena dan kejadian tampak mata	3.2 mengidentifikasi fungsi sosial, struktur teks, dan unsur kebahasaan teks interaksi transaksional lisan dan tulis yang melibatkan tindakan memberi dan meminta informasi terkait jati diri, pendek dan sederhana, sesuai dengan konteks penggunaannya. {Perhatikan unsur kebahasaan dan kosakata terkait

	hubungan keluarga; pronoun (subjective, objective, possessive)
4. Mengolah, menyaji, dan menalar dalam ranah konkret (menggunakan, mengurai, merangkai, memodifikasi, dan membuat) dan ranah abstrak (menulis, membaca, menghitung, menggambar, dan mengarang) sesuai dengan yang dipelajari di sekolah dan sumber lain yang sama dalam sudut pandang/teori	4.2 menyusun teks interaksi transaksional lisan dan tulis sangat pendek dan sederhana yang melibatkan tindakan memberi dan meminta informasi terkait jati diri, pendek dan sederhana, dengan memperhatikan fungsi sosial, struktur teks, dan unsur kebahasaan yang benar dan sesuai konteks

Materi dalam modul ini disajikan dalam empat kegiatan belajar, yang pokok bahasannya disusun berdasarkan judul-judul kegiatan belajar sebagai berikut:

Kegiatan Belajar 1 : Identitas (*Identity*)

Kegiatan Belajar 2 : Hobi (*Hobby*)

Kegiatan Belajar 3 : Anggota Keluarga (*Member of Family*)

Kegiatan Belajar 4 : *Creating dialog and practicing the dialog*

### C. Petunjuk Belajar

Untuk memperoleh hasil belajar secara maksimal dalam menggunakan modul ini, maka langkah-langkah yang perlu Ananda lakukan adalah:

1. Bacalah dengan cermat pendahuluan ini sehingga Ananda memperoleh gambaran secara menyeluruh isi modul, untuk apa dipelajari, dan bagaimana mempelajarinya.
2. Bacalah dan pahami secara seksama uraian-uraian materi yang ada pada masing-masing kegiatan belajar.
3. Perhatikan contoh-contoh dialog yang diberikan dan berlatihlah membaca dialog-dialog tersebut dengan membaca nyaring bersama dengan pasangannya,
4. Berilah tanda-tanda pada kosakata yang kurang Ananda pahami artinya, dapat ditanyakan ke teman atau ke Guru atau lihat di kamus.
5. Kerjakan berbagai kegiatan untuk mengetahui seberapa besar tingkat pemahaman Ananda terhadap materi.
6. Jika menemukan kesulitan dalam mengerjakan berbagai kegiatan, diskusikanlah dengan teman atau guru Ananda.



7. Kerjakanlah semua soal tes formatif tanpa melihat dulu kunci jawaban. Setelah selesai barulah dicocokkan dengan kunci jawaban tes formatif yang ada di bagian akhir modul ini. Selanjutnya Ananda dapat memutuskan untuk mengulang kembali kegiatan ini atau melanjutkan ke kegiatan belajar berikutnya.



Teruntuk Bapak/Ibu Orang Tua Ananda, berkenan meluangkan waktunya untuk mendengarkan dan menampung serta membantu memecahkan permasalahan belajar yang dialami oleh Ananda Ananda. Jika permasalahan belajar tersebut belum dapat diselesaikan, arahkanlah Ananda untuk mencatatkannya dalam buku catatan mereka untuk didiskusikan bersama teman maupun Bapak/Ibu Guru mereka saat jadwal kegiatan pembelajaran berlangsung.

Teruntuk Bapak/Ibu Guru, modul ini disusun dengan orientasi teks dan setiap modul dirancang untuk dapat mencakup satu pasangan kompetensi-kompetensi dasar yang terdapat pada kompetensi inti 3 (pengetahuan) dan kompetensi inti 4 (keterampilan). Setiap Ananda diarahkan untuk dapat mempelajari modul ini secara mandiri, namun demikian mereka juga diharapkan dapat menuliskan setiap permasalahan pembelajaran yang ditemuinya dalam buku catatan mereka. Berkenaan dengan permasalahan-permasalahan tersebut, diharapkan Bapak/Ibu Guru dapat membahasnya dalam jadwal kegiatan pembelajaran yang telah dirancang sehingga Ananda Ananda dapat memahami kompetensi-kompetensi yang disiapkan dengan tuntas.



# KEGIATAN BELAJAR 1

## Identity

### A. Indikator Pembelajaran

Pada Kegiatan Belajar 1 Modul 2 ini Ananda akan mempelajari tentang identitas diri (*identity*). Untuk itu indikator pembelajaran yang harus Ananda capai setelah mempelajari kegiatan belajar adalah Ananda dapat mengidentifikasi ungkapan meminta dan memberi informasi terkait identitas diri (*identity*).

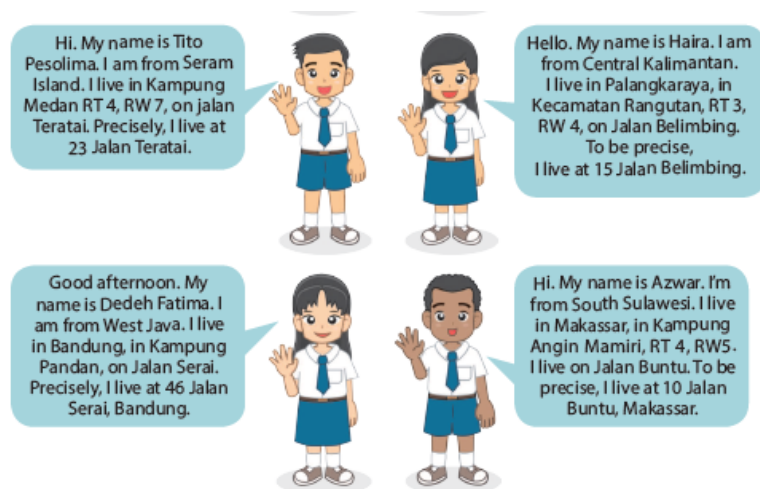
### B. Aktivitas Pembelajaran

#### 1. *Describing Things and Places*

##### *Let's Get Ready*

Salam sehat dan semangat Ananda SMP Terbuka. Dan jangan lupa kita selalu berdoa dahulu sebelum memulai kegiatan pembelajaran, agar diberi kemudahan dan kelancaran dalam memahami pelajaran bahasa Inggris pada modul ini.

Pada pertemuan pertama dalam modul ini, Ananda akan belajar tentang identitas diri (*identity*). Identitas diri (*identity*), Ananda memperkenalkan diri meliputi nama, usia, alamat dan lain sebagainya. Dalam memperkenalkan diri, Ananda juga diharapkan bisa menyebutkan asal asli daerah Ananda dan teman-teman sekelas. Ayo Ananda perhatikan contoh-contoh ungkapan perkenalan diri sendiri dalam gambar berikut ini



Sumber: Wachida, Siti dkk. 2016.

Gambar 2.1. Memperkenalkan Diri

Bila Ananda membaca kembali dialog di atas, dalam setiap *bubble speech* Ananda akan menemukan kata-kata *IN*, *ON* dan *AT*. Apakah Ananda tahu kata apakah itu dan kapan kita harus menggunakannya? Nah, ***IN***, ***On*** dan ***AT*** disebut ***preposition*** atau kata depan untuk merangkaikan kata-kata atau bagian kalimat. Kali ini kita akan mempelajari *prepositions of place*. Coba Ananda cermati penjelasan berikut ini:

**Note:**

***Prepositions: at, on, in***

*Read the sentences and pay attention to the words in bold.*

1. Precisely, I live **at** Jalan Adam Malik Kompleks 38 number 381 Ambacang Angang, Pasaman.

I live **on** Jalan Barito, Kebunagung, Sumenep, Madura.

3. I live **in** West Manokwari, West Papua.

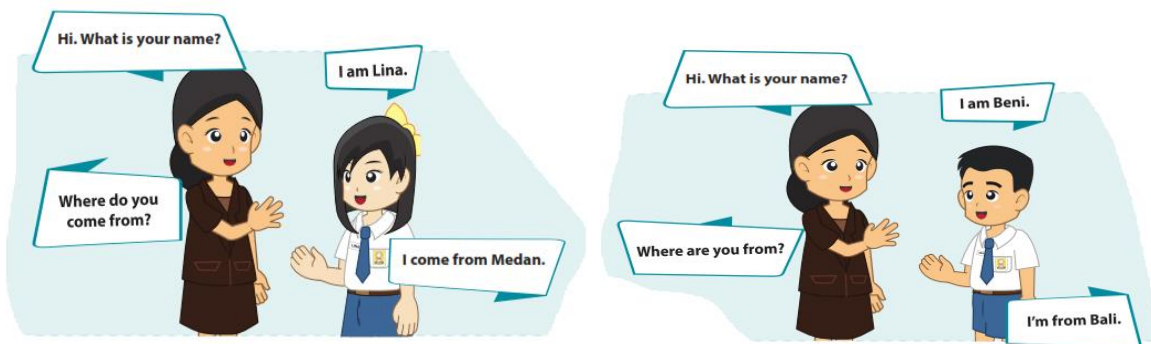
The words **at, on and in** are prepositions of place. Study the following explanation.

<b>AT</b> (very specific)	a complete address (with a number) or a specific location
<b>ON</b> (more specific, a longer area)	streets or avenues without numbers, rivers, beaches
<b>IN</b> (in a larger area, very general)	neighborhood, city, province or country; inside buildings or open areas

Jika Ananda menemukan kesulitan dalam membedakan fungsi dari *prepositions of place* (*at, on, in*) di atas, Ananda boleh meminta bantuan guru Ananda untuk menjelaskannya.



Untuk selanjutnya, Ananda akan memperhatikan beberapa contoh ungkapan meminta informasi terkait jati diri seseorang.



Sumber: Wachida, Siti dkk. 2016.

Gambar 2.2. Ungkapan bertanya mengenai identitas seseorang

Ananda SMP Terbuka, Dalam memperkenalkan diri dan keluarga, Ananda harus paham tentang *pronoun* atau kata ganti orang serta penggunaannya. Berikut ini adalah jenis *pronouns*

Tabel 2.2. *Pronouns*

<i>Subjective Pronouns</i>	<i>Objective Pronouns</i>
<i>I</i>	<i>me</i>
<i>We</i>	<i>us</i>
<i>They</i>	<i>them</i>
<i>You</i>	<i>you</i>
<i>She</i>	<i>her</i>
<i>He</i>	<i>him</i>
<i>It</i>	<i>it</i>

Setelah melihat daftar *pronouns* pada tabel di atas, coba Ananda akan perhatikan beberapa contoh kalimat di bawah ini.

1. I am Randy, Randy Ahmad
2. He sits behind me
3. We are friends since elementary school
4. Ratri and I are going to library

Kata yang digaris bawah disebut *subjective pronouns*. *Subjective pronoun* merupakan kata ganti yang berfungsi sebagai pelaku (*subject*) di dalam sebuah kalimat. Sekarang, ayo Ananda perhatikan kata yang bercetak tebal.

1. People call **me** Roy
2. Yes, I know **him**
3. Please join **us**

Kata yang dicetak tebal disebut *objective pronouns*. *Objective pronouns* merupakan kata ganti (*pronoun*) yang bertugas sebagai *object* pada suatu kalimat.

### Let's Study

#### Activity 1

**Choose the correct pronouns in brackets.**

1. Della and .... (**I, me, him, her**) are in the same group
2. The bread has gone stale, so I threw .... (**me, it, them, you**) away.
3. The children spend their time swimming. I accompany .... (**them, you, me, us**) all day.
4. Will ... (**she, you, he, I**) come to my house this afternoon, Yusri? I have a small party.
5. Amirah is as white as snow. That's why we call .... (**her, you, me, him**) Snow White.

Ananda SMP terbuka, Ananda telah mengerjakan kegiatan pada materi *pronouns*. Sekarang Ananda akan mempelajari materi terkait *possesive adjectives*. *Possesive adjective* menunjukkan kepemilikan. Perhatikan kata yang bercetak tebal pada kalimat di bawah ini.

1. Are you with **your** brother?
2. We're talking about **our** new teacher
3. Well, they are **my** parents.

The following are the possessive adjectives and their examples

Tabel 2.3. Possessive Adjectives

Subjective Pronouns	Possessive adjective	Example
I	my ...	Here is my house. Please come in
We	our ...	Our school is big and clean.
They	their ...	Parents loves and cares for their children
You	your ...	What do your parents do?
She	her ...	Her hair cut makes her look young
He	his ...	His little sister is cute
It	its ...	My cat licks its fur very often

e

#### Activity 2

**Fill the blanks with the correct possessive adjectives**

1. I am Toby. .... complete name is Toby Irawan.
2. Agnes Mo is a good singer. .... voice is melodious.

3. *I like my cat. .... fur is very soft.*
4. *Mr. Ahmad is our neighbour. .... house is at the end of the street.*
5. *We usually spend holiday at .... grandmother's house.*

Ananda telah mengerjakan soal-soal pada *activity* 1 dan 2 yang berhubungan dengan kata ganti (*pronoun*) dan *possessive adjective*. Sekarang Ananda akan melanjutkan mengerjakan soal-soal pada *activity* 3 dan 4. Namun sebelum mengerjakan soal-soal tersebut, mari Ananda praktikkan dialog berikut Bersama teman dan dipandu oleh Guru:

***Practice the following dialogues with your friend.***

***Dialog 1***

*Randy and Vemy meet on their way to the school yard to attend a flag ceremony.*

Randy : *Hello, I've never seen you before. Are you a new student? By the way my name's Randy. May I know your name, please?*

Vemy : *Hi, Randy. I'm Vemy. Yes, I'm new this semester.*

Randy : *Nice to meet you, Vemy.*

Vemy : *Nice to meet you too, Randy.*

***Dialog 2***

*Randy and Ilyas are in the canteen. They meet Vemy. Randy introduces Ilyas to her.*

Randy : *Hi, Vemy. We meet again.*

Vemy : *Hi, Randy.*

Randy : *Vemy, please meet my classmate Ilyas. Ilyas, this is Vemy. I met her this morning.*

Ilyas : *Hello, Vemy. Glad to meet you.*

Vemy : *Hello, Ilyas. Glad to meet you too.*



Ananda SMP terbuka, Ananda telah mempraktikkan membaca dialog pendek di atas bersama dengan teman kelas Ananda. Berikut ada daftar kosakata yang dapat membantu ananda dalam mengerjakan soal pada kegiatan berikutnya.

*The following words may help you.*

Tabel 2.4. Kosakata

<i>Nick name</i>	<i>nama panggilan</i>
<i>Origin</i>	<i>asal</i>
<i>grade</i>	<i>tingkat</i>
<i>Ambition</i>	<i>cita-cita</i>
<i>Age</i>	<i>umur</i>
<i>What</i>	<i>apa</i>
<i>How</i>	<i>bagaimana</i>
<i>Where</i>	<i>di mana</i>
<i>Sibling</i>	<i>saudara kandung</i>
<i>How many</i>	<i>berapa banyak</i>

### Activity 3

***Arrange the jumbled words below into good questions!***

1. *is - your - what - hobby?*
2. *come - you - where - from - do ?*
3. *are - old - you - how ?*
4. *in - what - are - year - you ?*
5. *do - where - you - study?*
6. *Is - what - name - your?*
7. *is - what - color - your - favorite?*
8. *is - what - your - ambition?*
9. *siblings - many - you - how - have - do?*
10. *school - to - you - how - go - do?*

### Activity 4

***Complete the dialogues with the correct expressions from the box***

<i>What year are you in?</i>
<i>How old are you?</i>
<i>What is your name?</i>
<i>Where do you study?</i>
<i>Where do you live?</i>

1. Tony : .....  
Tari : I am Tari.

2. Tiara : .....  
Dani : I am the first year.

3. Berto : .....  
Daniel : I am thirteen years old.

4. Tania : .....  
Leo : I live on jalan Rambutan,

5. Kiki : .....  
Dini : I study at SMPN 1 Maros.

### C. Tugas

Read the following dialogue

Gita : Good morning  
Librarian : Good morning. Can I help you?  
Gita : I would like to apply for the membership for the school library.  
Librarian : Alright, .What's your name?  
Gita : My name is Gita Dwi Ariani  
Librarian : What grade are you in?  
Gita : I'm a seventh grader.  
Librarian : What class are you in?  
Gita : I'm in class VIIC.  
Librarian : What is your address?  
Gita : It's Sultan Hasanuddin Street.  
Librarian : What are your parents' name?  
Gita : My father's name is Abdul Karim and my mother's name is Jumriah  
Arif.  
Librarian : What do they do?  
Gita : My father is a teacher. My mother is a house wife.

Librarian : *What's your phone number?*

Gita : *084433777744*

Librarian : *Alright. This is your library card.*

State **True** or **False** for the statements based on the dialogue then write the correction for the false statement.

No	Statements	T/F	Correction
1	<i>Gita is a student.</i>		
2	<i>Gita's mother is a teacher</i>		
3	<i>Gita is a Seventh grader</i>		
4	<i>Hasrul Karim is Gita's father.</i>		
5	<i>Abdul Karim works at school</i>		

#### D. Rangkuman



Ananda SMP Terbuka, Ananda telah mempelajari materi terkait *identity*. Tentunya ananda sudah mendapatkan banyak pengetahuan baru terkait *identity*. Untuk selanjutnya, ayo Ananda lengkapi formulir di bawah ini

<b>My Identity</b>	
Name	
Nickname	
Birthday	
School	
Class	
Age	
Address	
Father's name	
Mother's name	
Brother's name	
Sister's name	



Selain materi identitas, Ananda juga mempelajari materi terkait *pronoun*. *subjective*, *objective pronouns* dan *possessive adjective*. Bagaimana? Ada kesulitan? Agar lebih mahir, berikut ini Ananda dapat melengkapi kolom yang masih kosong.

<b><i>Subjective Pronouns</i></b>	<b><i>Objective Pronouns</i></b>	<b><i>Possessive adjective</i></b>
<i>I</i>	...	<i>my ...</i>
	<i>our ...</i>	<i>our ...</i>
<i>They</i>		<i>their ...</i>
....	<i>you</i>	....
<i>She</i>	<i>her ...</i>	....
....		<i>his ...</i>
<i>It</i>	....	<i>its ...</i>

# TES FORMATIF



## a. Multiple Choice

**Choose the Correct answer!**

1. Bona : How old are you ?

Dina : .....

A. I am fine

B. My brother

C. I am twelve

D. I'm in the seventh grade

2. Bob : .....

Tim : I have one elder brother.

A. How is your elder brother?

B. Where is your brother?

C. How old is your elder brother?

D. How many brothers do you have?

3. Dian : What is your address?

Dani : .....

A. I don't live here.

B. I like to live here.

C. I live alone.

D. It's Pettarani Street No. 15.

**The following dialog is for questions 4 and 5**

Hello, my name is Ahmad Affandi. I study at SMPN 1 Manado, North Sulawesi. I like listening to music, swimming, playing basketball and hanging out with friends. My favorite colors are light blue and gray. I love eating crab and shrimps.

4. The text is mostly about .....
- A. The writer's habit
  - B. the writer's hobby
  - C. The writer's identity
  - D. The writer's favorite food
5. "I study at SMPN 1 Manado". The underlined word can be replaced by ....
- A. do
  - B. make
  - C. agree
  - D. learn
6. Sorry I don't know .... . Have we ever met before?
- A. you
  - B. she
  - C. he
  - D. they
7. Novita looks very happy .... received the best mark at Social Science.
- A. He
  - B. She
  - C. We
  - D. They

8. Father looks tired. I'll give .... a cup tea
- A. her
  - B. him
  - C. them
  - D. Their
9. We have to wait here. Sarah will pick ....up at 7.30 a.m.
- A. them
  - B. you
  - C. us
  - D. me
10. Are you familiar with the man over there? .... looks suspicious
- A. They
  - B. We
  - C. She
  - D. He

**b. Short Answer**

**Answer the questions based on the text below.**

**Text 1**

Hello, everybody. My name's Andy Nugraha and I'm from Class VIIIB. You may call me Andy.

I'm from Jakarta. I live at Jalan Nilam Raya number 24, Sumur Batu, Kemayoran, Jakarta. I'm good at javelin throw and archery. I was the gold medalist of archery in the provincial level of Student Sports Championship in 2018

**Text 2**

Good morning, my name's Rina Septina. Please call me Rina, and I'm from Class VIIA.

I'm from Madura, East Java. I live on Jalan Barito, Kebun Agung, Sumenep, Madura. I love math and dancing. I'll be very glad if we can study together someday.

1. What is Andy Nugraha's nick name?
2. What are Andy Nugraha's skillful at?
3. What is Rina's address?
4. What is Rina's wish after introducing herself?
5. What is Rina's hobby?





# KEGIATAN BELAJAR 2

## Hobby


### A. Indikator Pembelajaran

Pada pembelajaran 2 pada modul 2 ini Ananda akan mempelajari tentang hobi (*hobby*). Untuk itu indikator pembelajaran yang harus Ananda capai setelah mempelajari kegiatan belajar adalah Ananda dapat mengidentifikasi ungkapan meminta dan memberi informasi terkait hobi (*hobby*).

### B. Indikator Pembelajaran

#### *Let's Get Ready*

Ananda SMP Terbuka, pada pertemuan kedua, dalam modul ini, Ananda akan belajar tentang hobi (*hobby*). Hobi dikenal juga dengan kegemaran atau kesukaan. Ananda pastinya memiliki hobi berbeda dengan teman-teman Ananda. Apakah Ananda selalu melakukan hobi Ananda ketika memiliki waktu senggang? Apakah Ananda melakukan hobi bersama teman? Jika Ananda melakukan hal tersebut tentunya akan membuat Ananda lebih akrab dengan teman Ananda. Coba Ananda perhatikan contoh ungkapan meminta dan memberi informasi terkait hobi.



Sumber: Wachida, Siti dkk. 2016.

Gambar 2.3 Contoh ungkapan menanyakan hobi

## Let's Study

The following words may help you.

Tabel 2.5. Hobi

Archery	memanah
diving	Menyelam
fishing	Memancing
riding horse	Menunggang kuda
Playing card	main kartu
climbing	memanjat
hiking	mendaki
Jumping rope	lompat tali
play hopscotch	main jingkat

Ananda SMP terbuka, beberapa kosakata telah disiapkan untuk membantu Ananda dalam menyelesaikan soal pada *activity* 5 dan 6.

### Activity 5

**Match the pictures with the suitable sentences.**



(...) He likes climbing.	(...) He likes hiking.
(...) She likes playing hopscotch	(...) She likes swimming
(...) He likes playing ice skating	(...) He likes doing puzzle
(...) They like watching TV	(...) He likes playing kite
(..) He likes playing PC game	(...) She likes skipping rope

### Activity 6

**Read the following text and choose the best answer.**

**The following dialog is for questions 1 to 3**

*Hi, everybody. My name is Wahyudi Latief. You can call me Wahyu. I am from Mandar, West Sulawesi. I like reading and listening to music. I have many books. My favorite book is Harry Potter and my favorite character is Dumbledore. I think he is smart.*

1. What is the writer's nick name?
  - A. Latief
  - B. Wahyu
  - C. Wahyudi
  - D. Wahyudi Latief
2. The true statement based on the text is ....
  - A. The writer is illiterate.
  - B. The writer is not an Indonesian.
  - C. The writer loves reading books.
  - D. The writer dislikes listening to music.
3. "I think he is smart." The synonym of underlined word is ....
  - A. clever
  - B. diligent
  - C. punctual
  - D. generous

**The following dialog is for questions 4 and 5**

*Hello, I am Yogi from Kendari. I will stay for two months in Bali. I like sport, but my favourite is badminton. I join a badminton club in Kendari. I like travelling too. I want to learn Bali traditional dance. I hope you can teach me.*

4. What are Yogi's hobbies?
- A. Playing badminton and traveling
  - B. Playing badminton only
  - C. Collecting book
  - D. Drawing manga.
5. The statement which is **true** based on the text?
- A. Yogi doesn't join a badminton club in Kendari.
  - B. Yogi joins a badminton club in Bali.
  - C. Yogi will stay in Bali for weeks.
  - D. Yogi wants to learn Balinese songs.

### C. Tugas

#### **Dialog 1**

Adi : *Hi, Aan.*

Aan : *Hi, Adi. What's up?*

Adi : *I'm going to go to the park to play skateboard.*

Aan : *Wow, that's cool.*

Adi : *You play skateboard, don't you?*

Aan : *I cannot play skateboard.*

#### **Dialog 2** *Arni and Citra are in the canteen, they are talking about their hobby.*

Arni : *Citra, what do you like to do?*

Citra : *I like swimming. And you?*

Arni : *I like playing badminton. By the way, do you want to be a professional swimmer?*

Citra : *Yes, I do.*

Arni : *It's amazing.*

Citra : *And you, what do you like to do?*

Arni : *I like singing. I like singing dangdut songs.*

Citra : *It sounds great.*

State **True** or **False** for the statements based on the dialogues then write the correction for the false statement.

No	Statement	True/ False	Correction
1	Adi and Aan like playing skateboard.		
2	Aan is unable to play skateboard.		
3	Citra and Arni are closed friends.		
4	Arni is a famous dangdut singer.		
5	Citra wants to be a professional swimmer.		

#### D. Rangkuman



Ananda SMP Terbuka, Ananda baru saja mempelajari ungkapan serta kosakata terkait *hobby* serta mempelajari jenis-jenis *hobby* dalam bahasa Inggris. Bagaimana? Ada kesulitan? Agar lebih jelasnya, Ananda dapat menuliskan sepuluh kalimat terkait dengan hobby teman Ananda.

.....
.....
.....
.....
.....
.....
.....
.....
.....
.....



# TES FORMATIF



Marni : Hello, I am Marni. May I know your name?  
Amran : Why not. I'm Amran.  
Marni : What class are you from?  
Amran : I'm from Class VII C. And you?  
Amran : I'm from Class VII F. By the way, what is your hobby, Marni?  
Marni : My hobbies are reading and playing the guitar. What about you?  
Amran : My hobby is cycling.  
Marni : It sounds great.  
Amran : My parents also love cycling. We always do it together.

1. How many people are talking in the dialogue?
  - A. two
  - B. three
  - C. four
  - D. Five
  
2. Where does the dialogue probably take place?
  - A. at home
  - B. in a bus
  - C. at school
  - D. at the market
  
3. The statements are true based on the dialog, except....
  - A. Amran and his parents do love cycling.
  - B. Marni likes reading and play the guitar.
  - C. Amran and Marni like cycling.
  - D. Amran and Marni are students

4. “ My parents also love cycling, ...” the opposite of underlined word is ....

- A. deny
- B. hate
- C. agree
- D. support

5. “ it sounds great” the underlined word can be replaced by ....

- A. big
- B. good
- C. large
- D. tiring



# KEGIATAN BELAJAR 3

## Member of Family

### A. Indikator Pembelajaran

Pada pembelajaran 3 pada modul 2 ini Ananda akan mempelajari ungkapan terkait anggota keluarga (*members of family*). Untuk itu indikator pembelajaran yang harus Ananda capai setelah mempelajari kegiatan belajar adalah Ananda dapat mengidentifikasi ungkapan meminta dan memberi informasi terkait anggota keluarga (*members of family*).

### B. Aktivitas Pembelajaran

#### Let's Get Ready

Ananda SMP Terbuka, sekarang Ananda masuk ke materi yang ketiga dalam modul ini yaitu tentang anggota keluarga (*members of family*). Ananda akan memperkenalkan anggota dalam keluarga seperti memperkenalkan nama, usia, pekerjaan, hobi, hubungan dalam keluarga, dan aktivitas yang dilakukan di rumah atau dalam Bahasa Inggris, *Introducing family members*. Nah, mari kita pelajari dahulu kosakata yang akan kita gunakan untuk memperkenalkan anggota keluarga.

#### Let's Study

*The following words may help you.*

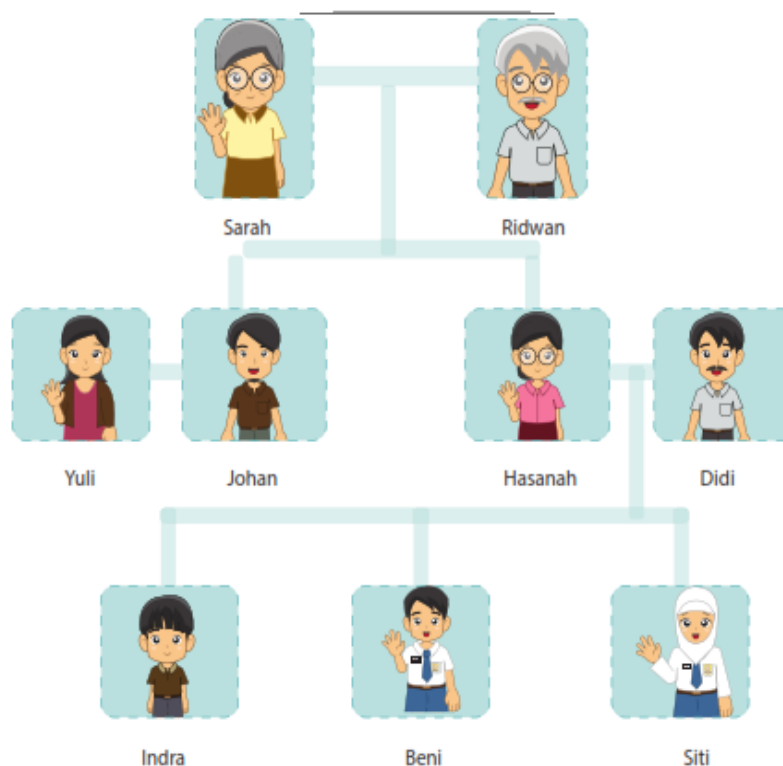
Tabel 2.7. *Members of family*

<i>Grand father</i>	<i>Kakek</i>
<i>elder Brother</i>	<i>kakak laki-laki</i>
<i>Elder sister</i>	<i>kakak perempuan</i>
<i>son</i>	<i>anak laki-laki</i>
<i>Grand Mother</i>	<i>nenek</i>
<i>daughter</i>	<i>anak perempuan</i>
<i>Nephew</i>	<i>Keponakan laki-laki</i>
<i>niece</i>	<i>keponakan perempuan</i>

<i>mother</i>	<i>ibu</i>
<i>uncle</i>	<i>paman</i>
<i>father</i>	<i>bapak</i>
<i>aunt</i>	<i>bibi</i>
<i>Younger sister</i>	<i>adik perempuan</i>
<i>Younger brother</i>	<i>adik laki-laki</i>

### Activity 7

Coba sekarang Ananda **perhatikan dan amati** silsilah keluarga (*family tree*) berikut ini.



Sumber: Wachida, Siti dkk. 2016.

Gambar 2.4 *Family tree*

Gambar silsilah keluarga (*family tree*) di atas adalah *family tree* keluarga Beni, yang mendeskripsikan anggota keluarga Beni mulai dari kakek-nenek, orang tua, paman-bibi, serta kakak dan adiknya. Jika Ananda perhatikan pohon keluarga tersebut, dapat disimpulkan seperti berikut ini:

1. Hasanah is Beni's ....	6. Johan is Beni's ....
2. Didi is Beni's ....	7. Sarah is Beni's ....
3. Indra is Beni's ....	8. Ridwan is Beni's ....
4. Siti is Beni's ....	9. Beni and Indra are Mrs Hasanah's .....

5. Yuli is Beni's ....

10. Siti is Mrs. Hasanah's ....

Bagaimana, mudah bukan? Sekarang Ananda coba mengerjakan latihan berikut untuk lebih memahami kosakata dalam hubungan kekerabatan.

### Activity 8

*Complete the following sentences!*

1. Your mother's brother is your ....
2. Your father's sister is your ....
3. Your brother's son is your ....
4. Your mother's daughter is your ....
5. Your father's mother is your ....
6. Your sister's daughter is your ....

### Activity 9

*Complete the following dialogues with the correct words from the boxes. Then practice the dialogues with a friend!*

#### Dialog 1

**Glad      Hi      your sister      classmate      mother**

Erlin : Hi, Emily

Emily : Hi, Erlin

Erlin : Is she (1) ....

Emily : Yes, She is my younger sister Nia. Please meet Nia. Nia, this is my  
(2) ....., Erlin

Erlin : Hello, Nia. Glad to meet you.

Nia : Hi, Erlin Glad to meet yo too

#### Dialog 2

**school      sister      schoolmate      cousin      teacher**

Tony : Is that Erna?

Erlin : Yes, she is.

Tony : Is she your (3) ....

Erlin : No, She is not. She is my cousin, but she studies at the same (4) .....



as us.

Tony : So, She is also your (5) ...., isn't it?

Erlin : Yes, She is.

### C. Tugas

Write about two members of your family, using the outlines below.

Share your work with the class.

#### Text 1

Hello, my brother/ sister is ... He/she is a student of ... He/she likes ... His/her favorite colors is ... and his/her favorite food is ....

Thank you

#### Text 2

Hello, my father/ mother is ... He/she is a student of ... He/she likes ... His/her favorite colors is ... and his/her favorite food is ....

Thank you

### D. Rangkuman



Ananda SMP Terbuka, Ananda baru saja mempelajari ungkapan untuk memperkenalkan anggota keluarga (*members of family*). Bagaimana? Ada kesulitan? Agar lebih jelasnya, Ananda dapat melengkapi kalimat rumpang di bawah ini.

# TES FORMATIF



## a. Multiple Choice: Read the following text and choose the best answer

Questions 1 to 3 are based on the following text.

There are five people in my family : My father, my mother, my elder brother, my little sister, and myself. My father is Mr. Peter. He is an English teacher. My mother is Jenny. She is a gynaecologist. My big brother is Jack. He is a Senior High School student. My little sister is Catty. She is in kindergarten or kindy. I'm Ronnie. I'm twelve years old. I'm the first year of junior high school. We live on A. Pettarani Street, Makassar. We are a happy family.

1. How many people are in Ronnie's family?
  - A. five
  - B. six
  - C. seven
  - D. eight
  
2. What is Ronnie's father's name?
  - A. Jack
  - B. Catty
  - C. Jenny
  - D. Peter
  
3. How many siblings does Catty have?
  - A. One
  - B. Two
  - C. Three
  - D. Four.

Questions 4 and 5 are based on the following dialog.

Ann : Hi, Boy.

Boy : Hi, Ann.

Ann : Oh, who's with you? Is he your elder brother?

Boy : Yes, he is my elder brother, Toby. Toby, meet my best friend, Ann.

Ann : Hello, Toby. Glad to meet you.

Toby : Hi, Ann Glad to meet you too

4. Who are in the dialogue?

- A. Toby and his brother
- B. Toby, Ann, and Boy.
- C. Boy, Toby and Ann's brother
- D. Boy and Ann

5. From the dialog, we may know that ....

- A. Toby and Boy are best friends.
- B. Toby and Ann are best friend.
- C. Boy is Toby's elder brother.
- D. Boy and Toby are siblings.

**b. Arrange the sentences to form a sequential dialog**

- (1) Ann : He comes from Indonesia.
- (2) Ann : She comes from Malaysia.
- (3) Lia : Is your mother Malaysian?
- (4) Lia : Ann, where does your father come from?
- (5) Ann : Yes, he is. He is an Indonesian.
- (6) Ann : No, she is not?
- (7) Lia : Is your mother Indonesian, too?
- (8) Ann : Yes, she is. She is a Malaysian.
- (9) Lia : Is your father Indonesian?
- (10) Lia : So, where does your mother come from?



# KEGIATAN BELAJAR 4

## Creating Dialogs and Practising The Dialogs

### A. Indikator Pembelajaran

Pada kegiatan belajar 1, 2 , dan 3 Ananda telah mempelajari ungkapan memberi dan meminta informasi terkait identitas (*identity*), hobi (*hobby*), dan anggota keluarga (*members of family*). Selanjutnya pada kegiatan belajar 4, Ananda akan berlatih membuat dialog pendek dan mempraktikkannya. Untuk itu indikator pembelajaran yang harus Ananda capai setelah kegiatan belajar 4 adalah Ananda dapat (1) menyusun teks dialog pendek terkait identitas (*identity*), hobi (*hobby*), dan anggota keluarga (*members of family*) (2) melakukan percakapan terkait identitas (*identity*), hobi (*hobby*), dan anggota keluarga (*members of family*).

### B. Aktivitas Pembelajaran

#### 1. *Creating a dialog*

Pada Kegiatan Belajar 4 ini, Ananda akan berlatih membuat dialog pendek/sederhana dan mempraktikkannya. Namun sebelum Ananda membuat dialog, Ananda akan melakukan beberapa kegiatan terlebih dahulu.

#### *Let's Practice*

##### **Activity 10**

*Arrange the jumbled words into correct sentences.*

1. *your - come - does - from - where - mother - ?*
2. *subject - your - is - favorite - what - ?*
3. *younger - is - hobby - what - your - brother's - ?*
4. *father's - job - is - your - what - ?*
5. *study - where - you - do - ?*
6. *sisters - have - many - you - how - do - ?*

7. *brother - how - is - your - old - ?*
8. *is - your - mother - how - ?*
9. *food - your - what - is - favorite - father's - ?*
10. *phone - your - is - number - what - ?*

### **Activity 11**

*Complete the following dialogues with appropriate expressions/word.*

#### **a. Dialog 1**

Rizal : *Hi, Ramli.*

Ramli : *Hi, Rizal.*

Rizal : (1).....

Ramli : *I come from Teluk Bintuni, West Papua.*

#### **b. Dialog 2**

Risma : *Hi, Fatma, nice to meet you here.*

Fatma : *Hi, Risma, nice to meet you too. (2)....?*

Risma : *I am fine, thanks. You?*

Fatma : (3) ....

Risma : *Please meet my classmate Salma. Salma ,this is my friend at elementary school, Fatma.*

Fatma : *Hi, Salma. (4) ....*

Salma : *Good to see you too, Fatma.*

#### **c. Dialog 3**

Amir : (5) ..... Bahar

Bahar : *I am twelve years old. You?*



Amir : *I am thirteen years old.*

Bahar : *You are older than me.*

### **Activity 12**

*Rearrange the following sentences into a good dialog.*

#### *Dialog 1.*

(1)Dina : *I live on Jalan Mangga No.2*

(2)Dina : *Hi.*

(3)Dina : *Hi, Deni. I am Diana.*

(4)Deni : *Where do you live?*

(5)Deni : *Hi.*

(6)Deni : *I am Deni. Deni Setiawan. What is your name?*

#### *Dialog 2.*

(1)Rina : *My favorite food is turmeric rice. And you?*

(2)Rina : *I see.*

(3)Beni : *My favorite food is spicy gado-gado.*

(4)Beni : *What is your favorite food?*

#### *Dialog 3.*

(1)Ana : *My hobby is dancing.*

(2)Ana : *Dancing makes me happy.*

(3)Ani : *It sounds great.*

(4) Ani : *Why do you like dancing?*

(5) Ani : *What is your hobby?*

### **b. Practicing the dialog**

Ananda sudah mengerjakan beberapa latihan dari berbagai kegiatan di atas untuk berlatih membuat dialog. Diharapkan Ananda dapat mengerjakan semuanya dengan benar. Selanjutnya Ananda akan membuat dialog secara berpasangan dengan teman sekelas Ananda dan mempraktikannya di depan kelas.

#### ***Let's Do it***

#### **Activity 13**

*Choose one of the following situations and make a dialogue with your friend and present it in front of the class. Make a short dialog based on the following situation.*

- 1) *You meet your a friend and you ask about his/her new address* (Ananda bertemu dengan teman Ananda dan bertanya mengenai alamat barunya).
- 2) *You meet a new friend and you ask about his/her hobby.* (Ananda bertemu dengan teman baru ananda dan bertanya mengenai hobinya)
- 3) *You meet your old friends and you introduce a new friend to them.* (Ananda bertemu dengan beberapa teman lama. Ananda lalu memperkenalkan teman baru Ananda kepada mereka)

### **C. Tugas**

*Let's understand your friends' identity by questioning them.  
Make their biodata.*

#### ***BIODATA***

**Name :** .....

**Address :** .....

**From :** .....

**Hobbies :** .....

**Favorite food :** .....

#### D. Rangkuman



Ananda SMP Terbuka, Ananda sudah mempelajari kegiatan belajar 4 dari *Activity* 11 sampai dengan *Activity* 13. tentunya Ananda sudah mendapatkan banyak pengetahuan baru. Ayo ceritakan apa saja yang Ananda dapatkan disetiap aktivitas.

Pada **Activity 11** Ananda belajar terkait

.....

.....

.....

Pada **Activity 12** Ananda belajar terkait

.....

.....

.....

Pada **Activity 13** Ananda belajar terkait

.....

.....

.....

# TES FORMATIF



Choose A, B, C, or D for the correct answer

Randy comes across the school gardener at school every morning.  
He always greets him.

1. Randy : Good morning, Mr. Roni.  
Mr. Roni : Morning, Randy. How are you?  
Randy : Fine, thanks. How about you, Sir?  
Mr. Roni : I'm fine too, thanks. By the way, who's the girl with you?  
Narra : Good morning, Mr. Roni. I'm Narra from Class VIIB.  
Mr. Roni : Are you new here?  
Narra : No, Sir. In fact, I always see you working at the garden, but I have never said hello. I am sorry.  
Mr. Roni : Never mind.  
Randy : Well, we have to go to our classes now. Bye, Sir. Have a nice day.  
Narra : Bye, Sir.  
Mr. Roni : Bye, Randy, Narra. You too!

1. Who are talking in the dialog?

- A. Mr. Ann, Randy and his friend.
- B. Mr. Roni and his son.
- C. Mr. Roni and Randy.
- D. Randy and Narra.

2. Who is Narra?

- A. Randy's new friend.
- B. Mr. Roni's daughter.
- C. Randy's classmate.
- D. Randy's sister.

3. Why did Narra apologize to Mr. Roni?
  - A. She ignored Mr Roni.
  - B. She forgot to introduce him to Randy.
  - C. She was in a hurry to her class.
  - D. She did not know Mr. Roni.
4. Based on the dialog we may know that ...
  - A. Narra always greets Mr. Roni.
  - B. Narra is Randy's new friend
  - C. Mr. Roni works at Narra's school.
  - D. Randy and Narra aren't from class VIIB
5. " ... always see you working at the garden." the underlined word can be replaced by ....
  - A. great
  - B. know
  - C. meet
  - D. look

#### **Petunjuk Evaluasi hasil Pengerjaan Tes Formatif**

1. Setelah Ananda selesai mengerjakan Tes Formatif Kegiatan Belajar 4 ini, silahkan cocokkan jawaban Ananda dengan kunci jawaban yang telah disediakan pada bagian lampiran Modul 2 KB 4. Kemudian hitung tingkat penguasaan yang dapat Ananda capai dengan menggunakan rumus berikut ini:

$$\text{Nilai Capaian} = \frac{\text{Jumlah Jawaban Benar}}{\text{Jumlah Soal Seluruhnya}} \times 100$$

2. Jika Nilai Capaian yang Ananda peroleh kurang dari 75 (*disesuaikan dengan KKM yang ditetapkan*), Ananda harus mempelajari kembali materi yang belum dikuasai.
3. Jika tingkat penguasaan yang Ananda peroleh lebih dari atau sama dengan 75%, Ananda dapat mengikuti Tes Akhir Modul.
4. Setelah Ananda lulus dalam mengikuti Tes Akhir Modul, Ananda dapat mempelajari materi pembelajaran yang terdapat dalam modul berikutnya.

# TES AKHIR MODUL

**The following dialog is for questions 1 to 3**

Putra : Hello, I'm Putra, Eka Putra Utama. What is your name  
Arum : Hello, Putra. I'm Arum, Ni Ketut Arum Rembulan  
Putra : What a nice name!  
Arum : Thanks.  
Putra : What class are you from?  
Arum : I'm from Class VIIC. And you?  
Putra : I'm from Class VIIE. Nice to meet you, Arum.  
Arum : Nice to meet you to Putra

1. Putra says " \_\_\_\_\_ " when he introduces himself.

- A. What's your name?
- B. What a nice name!
- C. Nice to meet you.
- D. Hello. My name is Putra.

2. What does Putra think about Arum's name?

- A. Good
- B. Common
- C. Odd
- D. Bad

3. From the dialog we can conclude that \_\_\_\_\_.

- A. Putra is Arum's classmate.
- B. Putra already knows Arum.
- C. Putra is Arum's new friend.
- D. Arum was Putra's neighbor.



**The following dialog is for questions 4 to 6**

Dian : Do you know the beautiful girl on the bench over there, Noval?  
Noval : Yes, I do.  
Dian : Who's is she?  
Noval : She's Diana, my neighbor.  
Dian : She's quite familiar. Has she ever studied at SD Terbit Fajar?  
Noval : Yes, she has.  
Dian : Positive! She's my older friend Diana. I'll have to greet her.

4. What's is Dian doing?

- A. He asks who the girl on the bench is.
- B. He knows who the girl is.
- C. He introduces the girl to Noval.
- D. He invites the girl to join them.

5. The girl is \_\_\_\_\_.

- A. Novals's old friend
- B. Dian's neighbor
- C. Noval's classmate
- D. Dian's old friend

6. What is Dian going to do?

- A. Meet the girl
- B. Return to his classroom
- C. Meet the girl after school.
- D. Introduce himself to the girl.

**The following text is for questions 7 to 9**

Hello, my name is Dewi Anggraeni. I study at SMPN 1 Tarakan, North Kalimantan. I like listening to music, swimming, playing basketball and hanging out with friend. My favorite colors are light green and gray. I love eating fish and shrimps.

7. What is Dewi Doing?

- A. She talks about her activities.
- B. She introduces her friend.
- C. She asks for information.
- D. She introduces herself.

8. What does Dewi do?

- A. She likes playing basketball.
- B. She has many friend..
- C. She's a student.
- D. She's smart.

9. What are Dewi's hobbies?

- A. Playing basketball and cycling.
- B. Chatting with friend and swimming.
- C. Playing basketball and playing music.
- D. Listening to music and eating fried chicken.

10.

Erlin	: Hi, I'm Erlin. _____
Lili	: Hi, Erlin. I'm Lili

- A. I'm fine, thanks. And you?
- B. May I know your name?
- C. Nice to meet you to.
- D. How do you do?

11.

Noval	: Mom, please meet Miss Adisti, my physical education teacher. Miss Disti, this is my mother, Mrs. Betty
Mrs, Betty	: _____
Miss Disti	: How do you do?

- A. Who are you?
- B. How are you?
- C. How do you do?
- D. What's your name?

**The following dialog is for questions 12 to 13**

Emily : Is Dutta from Class VIIB your brother?  
Ganish : No, he's my uncle's son  
Emily : But you often go to school with him.  
Ganish : Apparently, he passes my house every day, so we go  
to school together.  
Emily : I see.

12. Who is Dutta?
- A. Ganish's cousin.
  - B. Emily's classmate.
  - C. Emily's brother.
  - D. Ganish's uncle.
13. From the text we can conclude that \_\_\_\_\_.
- A. Emily and Ganisah are neighbors.
  - B. Emily and Dutta are schoolmates.
  - C. Emily's brother.
  - D. Ganish's uncle.

**The following teks is for question 14 to 15**

I live with my father, mother, elder brother and younger sister. My father is Mr.Rajali, He's a teacher. My mother is Mrs.Kurnia, She is a nurse. My elder brother is Hasan. He is a student of SMA Perjuangan. My little sister Rizkia attends a kindergarten.

14. How many people are there in writer's family?

- A. Two
- B. Four
- C. Five
- D. Six

15. From the text we can conclude that\_\_\_\_\_.

- A. Hasan is the eldest child.
- B. Mr. Rajali has two children.
- C. Mrs. Kurnia works at school.
- D. The writer is the youngest child

**For questions 16 to 18, choose the correct words to complete the following text.**

When the bell rang at 10.00 am, Doni and Ayu went to the canteen. Ayu met her old friend, Hasrul, and introduced him to Doni.

Ayu : Doni , please meet my old friend Hasrul. We studied at the same elementary school, SDN 14 Jakarta. He is in Class VIIB now. Hasrul, please meet my classmate Doni.

Doni : Hi, Hasrul. Nice to meet you.

Hasrul : Hello, Doni. Nice to meet you too.

16. When does the dialog occur ?

- A. at dawn
- B. at night
- C in the evening
- D in the morning

17. From the text we may know that \_\_\_\_\_

- A. Doni and Hasrul are closed friends.
- B. Doni and Ayu don't know Hasrul.
- C. Hasrul and Doni are old friends.
- D. Hasrul is Ayu's new friend.

18. Ayu says, "We studied at the same elementary school"

The opposite of underlined word is ....

- A. similar
- B. famous
- C. different
- D. symmetrical

**For questions 19 and 20, arrange the sentences to form a sequential dialog**

19. (1) Erlin : Sure. I'm Erlin.

(2) Denny: I love cycling and swimming.

(3) Erlin : I'm from Class VIIA. And you?

(4) Denny: Hi, my name is Denny. May I know your name?

(5) Erlin : My hobbies are reading and playing the guitar. What about you?

(6) Denny:I'm from Class VIIF. By the way, what is your hobby, Erlin?

(7) Denny:What class are you from?

- A. 7-1-2-5-4-3-6
- B. 4-1-7-3-6-5-2
- C. 6-3-2-5-4-1-7
- D. 2-5-7-3-6-1-4

20. (1). Akbar : Nice to meet you too, Sarah.

(2) Akbar : Hello, I'm Akbar Permana, but you can call me Akbar. What is your  
name?

(3) Akbar : What class are you in?

(4) Akbar : I'm in regular class.

(5) Sarah : Hello, Akbar. I'm Sarah, Sarah Utami.

(6) Sarah : I'm in English conversation class, and you?

(7) Sarah :Nice to meet you, Akbar

- A. 2, 3, 5, 6, 4, 7, 1
- B. 5, 2, 1, 6, 4, 7, 3
- C. 2, 5, 3, 6, 4, 7, 1
- D. 5, 2, 1, 6, 7, 4, 3

# LAMPIRAN

## GLOSARIUM

1. Ambition	Cita-cita
2. Fetch	Menjemput
3. Flag ceremony	Upacara bendera
4. Identity	Identitas
5. Illiterate	Buta huruf
6. Melodious	Merdu
7. Origin	Asal
8. Pronoun	Kata ganti
9. Siblings	Saudara kandung.
10. Suspicious	Curiga

## 1. Kunci Jawaban Kegiatan Belajar

### Kegiatan Belajar 1

#### Activity 1

1. I
2. It
3. Them
4. I
5. Her

#### Activity 2

1. My
2. Her
3. Its
4. His
5. Our

#### Activity 3

1. What is your hobby?
2. Where do you come from?
3. How old are you?
4. What year are you in?
5. Where do you study?
6. What is your name?
7. What is your favorite color?
8. What is your ambition?
9. How many siblings do you have?
10. How do you go to school?

#### Activity 4

1. What is your name?
2. What year are you in?
3. How old are you?
4. Where do you live?
5. Where do you study?

### Tugas Terstruktur /Latihan

1. TRUE
2. FALSE (Gita's mother is a house wife)
3. FALSE (Gita has two sisters)
4. FALSE (Hasrul Karim is Gita's brother)
5. TRUE



**Tes formatif**  
**Pilihan ganda**

1. C
2. D
3. D
4. A
5. D
6. A
7. B
8. B
9. C
10. D

**Short Answer**

1. Andy.
2. Javelin throw and archery.
3. Jalan Barito, Kebunagung Sumenep, Madura.
4. Study together.
5. Dancing.

**Kegiatan Belajar 2**

**Activity 5**

(8) He likes climbing.	(10) He likes hiking.
(9) She likes playing hopscotch	(7) She likes swimming
(5) He likes playing ice skating	(6) He likes doing puzzle
(1) They like watching TV	(2) He likes playing kite
(3) He likes playing PC game	(4) She likes skipping rope

**Activity 6**

1. B
2. C
3. A
4. A
5. C

**Tes Formatif**  
**Pilihan Ganda**

1. A
2. C
3. C
4. B
5. B

### Kegiatan Belajar 3

#### Activity 7

1. Mother
2. Father
3. Brother
4. Sister
5. Aunt
6. Uncle
7. Grand mother
8. Grand father
9. Sons
10. Daughter

#### Activity 8

1. Mother
2. Aunt
3. Nephew
4. Sister
5. Grand mother
6. Niece

#### Activity 9

1. your sister
2. classmate
3. sister
4. school
5. schoolmate

#### Tes Formatif

##### Pilihan Ganda

1. A
2. D
3. B
4. B
5. D

##### b. Menyusun kalimat

(4), (1), (9), (5), (7), (6), (10), (2), (3), (8)

### Kegiatan belajar 4

#### Activity 10

1. Where does your mother come from?
2. What is your favorite subject?
3. What is your younger brother's hobby?
4. What is your father's job?
5. Where do you study?

6. How many sisters do you have?
7. How old is your brother?
8. How is your mother?
9. What is your father's favorite food?
10. What is your phone number?

#### Activity 11

1. Where do you come from?
2. How are you?
3. I am fine.
4. Good to see you.
5. How old are you?

#### Activity 12

**Dialog 1** (5, 2, 6, 3, 4, 1)

**Dialog 2** (4,1,3,2)

**Dialog 3** (5,1,4,2,3)

#### Tes formatif

#### Pilihan Ganda

1. A
2. C
3. A
4. C
5. D

#### TES AKHIR MODUL (TAM)

No.	Jawaban	No	Jawaban
1	D	11	C
2	A	12	A
3	C	13	B
4	A	14	B
5	D	15	A
6	A	16	D
7	D	17	D
8	C	18	D
9	B	19	C
10	B	20	B

#### Pedoman Penskoran isian dan pilihan ganda

$$\text{Nilai Capaian} = \frac{\text{Jumlah Jawaban Benar}}{\text{Jumlah Soal Seluruhnya}} \times 100$$

## A. Rubrik Penilaian

### 1. Rubrik Penilaian Menulis Dialog (*Writing Dialogue*)

Aspek	Kriteria	Nilai (1-5)
Isi	Isi dialog sesuai dengan topik yang ditentukan.	
Struktur	Kalimat di dalam dialog saling berkaitan.	
Kosakata dan Tata Bahasa	Dialog menggunakan ungkapan terkait identitas, hobi, atau anggota keluarga.	
Ejaan dan Tanda Baca	Menggunakan ejaan dan tanda baca yang tepat.	
	<b>Nilai</b>	

**Note :** 1= Sangat kurang, 2 = Kurang , 3 = Cukup, 4 = Baik , 5 = Sangat baik  
**Nilai Akhir = Nilai x 5**

### 2. Rubrik Penilaian Berbicara (*Speaking*)

Aspek	Kriteria	Nilai (1-5)
Kosakata dan tata bahasa	Ananda menggunakan kosakata dan tata bahasa yang tepat.	
Pengucapan	Ananda mengucapkan kata dengan jelas.	
Kelancaran	Ananda menggunakan bahasa Inggris dengan lancar.	
Penampilan	Ananda menggunakan ekspresi wajah dan bahasa tubuh dengan baik.	
	<b>Nilai</b>	

**Note :** 1= Sangat kurang, 2 = Kurang, 3 = Cukup, 4 = Baik , 5= Sangat baik

**Nilai Akhir= Nilai x 5.**

# DAFTAR PUSTAKA



Kurniawati, Cicik dan Susiningsih. 2016. *Bahasa Inggris SMP/MTs Kelas VII*. Klaten: Intan Pariwara.

Wachida, Siti dkk. 2016. *Bahasa Inggris When English Rings a Bell untuk SMP/MTs Kelas VII Edisi Revisi Cetakan Ke-2*. Jakarta: Kementerian Pendidikan dan Kebudayaan Republik Indonesia.

Zaida, Nur. 2018. *Bupena English for SMP.MTs Grade VII*. Jakarta: Erlangga.