



BARANG MILIK NEGARA

# Modul Pembelajaran SMP Terbuka **BAHASA INGGRIS**

Kelas  
**VIII**



**Modul 8**

**WHEN I WAS A CHILD**

Kementerian Pendidikan, Kebudayaan, Riset, dan Teknologi  
Direktorat Jenderal Pendidikan Anak Usia Dini,  
Pendidikan Dasar, dan Pendidikan Menengah  
Direktorat Sekolah Menengah Pertama



**Modul Pembelajaran SMP Terbuka**  
**BAHASA INGGRIS**  
**Kelas VIII**

**Modul 8**  
**When I Was a Child**

Kementerian Pendidikan, Kebudayaan, Riset, dan Teknologi  
Direktorat Jenderal Pendidikan Anak Usia Dini,  
Pendidikan Dasar, dan Pendidikan Menengah  
Direktorat Sekolah Menengah Pertama  
2021

© Hak cipta pada Kementerian Pendidikan, Kebudayaan, Riset, dan Teknologi  
Direktorat Jenderal Pendidikan Anak Usia Dini, Pendidikan Dasar, dan Pendidikan Menengah  
Direktorat Sekolah Menengah Pertama

## Modul Pembelajaran SMP Terbuka

# BAHASA INGGRIS

### Modul 8: When I Was a Child Kelas VIII

**Pengarah:**

Mulyatsyah

**Penanggung Jawab:**

Eko Susanto

**Kontributor:**

Imam Pranata, Harnowo Susanto,  
Ninik Purwaning Setyorini,  
Maulani Mega Hapsari

**Penulis:**

Indah Lestari

**Reviewer:**

Ega Milasari

**Editor:**

Didi Teguh Chandra, Amsor,  
Agus Fany Chandra Wijaya, Hutnal Basori,  
Sukma Indira, Kader Revolusi,  
Andi Andangatmadja, Tri Mulya Purwiyanti,  
Tim Layanan Khusus

**Layout Design:**

Ghina Fitriana,  
Belaian Pelangi Baradiva,  
Dadis Sumadi Alam

Diterbitkan oleh:  
Kementerian Pendidikan, Kebudayaan, Riset, dan Teknologi  
Direktorat Jenderal Pendidikan Anak Usia Dini,  
Pendidikan Dasar, dan Pendidikan Menengah  
Direktorat Sekolah Menengah Pertama

## KATA PENGANTAR

Puji syukur kita panjatkan ke hadirat Tuhan Yang Maha Esa, atas berkat rahmat dan hidayah-Nya, Direktorat Sekolah Menengah Pertama, Direktorat Jenderal Pendidikan Anak Usia Dini, Pendidikan Dasar dan Pendidikan Menengah telah berhasil menyusun Modul Pembelajaran SMP Terbuka kelas VIII dengan baik. Tujuan disusunnya Modul Pembelajaran ini adalah sebagai salah satu bentuk layanan penyediaan bahan belajar peserta didik SMP Terbuka agar proses pembelajarannya lebih terarah, terencana, variatif, dan bermakna. Dengan demikian, tujuan memberikan layanan SMP Terbuka yang bermutu bagi peserta didik SMP Terbuka dapat terwujud.

Modul Pembelajaran SMP Terbuka kelas VIII yang telah disusun ini disajikan dalam beberapa kegiatan belajar untuk setiap modulnya dan beberapa modul untuk setiap mata pelajarannya sesuai dengan kurikulum yang berlaku. Dengan adanya modul pembelajaran SMP Terbuka kelas VIII ini, kami berharap, peserta didik dapat memperoleh kemudahan dan kebermaknaan dalam menjalankan kegiatan pembelajaran mandiri dan terstruktur. Selain itu, Guru Pamong dan Guru Bina pun dapat merancang, mengarahkan, dan mengevaluasi proses pembelajaran dengan lebih baik sebagai bagian dari proses peningkatan mutu layanan di SMP Terbuka. Dengan layanan SMP Terbuka yang bermutu, peserta didik akan merasakan manfaatnya dan termotivasi untuk mencapai cita-citanya menuju kehidupan yang lebih baik.

Dengan diterbitkannya Modul Pembelajaran SMP Terbuka kelas VIII ini diharapkan kualitas layanan pembelajaran di SMP Terbuka menjadi lebih baik. Modul Pembelajaran SMP Terbuka kelas VIII ini masih jauh dari sempurna, untuk itu kami berharap dapat memperoleh kritik, saran, rekomendasi, evaluasi, dan kontribusi nyata dari berbagai pihak untuk kesempurnaan modul ini. Kami mengucapkan banyak terima kasih kepada semua pihak yang telah berkontribusi aktif dalam proses penyusunan Modul Pembelajaran SMP Terbuka kelas VIII ini. Apabila terdapat kekurangan atau kekeliruan, maka dengan segala kerendahan hati akan kami perbaiki sesuai dengan ketentuan yang berlaku di masa yang akan datang.

Jakarta, Desember 2021

Direktur

Sekolah Menengah Pertama,



Drs. Mulyatsyah, M.M.

NIP. 196407141993041001



# DAFTAR ISI

KATA PENGANTAR .....	iii
DAFTAR ISI.....	iv
DAFTAR GAMBAR .....	v
DAFTAR TABEL.....	vi
I. Pendahuluan .....	1
A. Deskripsi Singkat.....	1
B. Kompetensi Inti dan Kompetensi Dasar .....	1
C. Petunjuk Belajar.....	2
D. Peran Orang Tua dan Guru .....	3
II. Kegiatan Belajar 1: <i>What Did You Do Yesterday?</i> .....	5
A. Indikator Pembelajaran .....	5
B. Aktivitas Pembelajaran .....	5
C. Tugas .....	12
D. Rangkuman .....	13
E. Tes Formatif .....	14
III. Kegiatan Belajar 2: <i>Where Were You Last Night?</i> .....	17
A. Indikator Pembelajaran .....	17
B. Aktivitas Pembelajaran .....	17
C. Tugas .....	22
D. Rangkuman .....	23
E. Tes Formatif .....	24
TES AKHIR MODUL .....	27
LAMPIRAN .....	31
A. Glosarium .....	31
B. Kunci Jawaban Tugas .....	32
C. Kunci Jawaban Tes Formatif .....	37
D. Kunci Jawaban Tes Akhir Modul .....	39
DAFTAR PUSTAKA .....	41



# DAFTAR GAMBAR

Gambar 8.1 <i>Yesterday I went for a swim</i> .....	5
Gambar 8.2 <i>Last weekend</i> .....	19
Gambar 8.3 <i>Simple past tense exercise 1</i> .....	22
Gambar 8.4 <i>Simple past tense exercise 2</i> .....	24



# DAFTAR TABEL

Tabel 8.1 Kompetensi Inti dan Kompetensi Dasar .....	1
Tabel 8.2 <i>Rules of Regular Verbs</i> .....	8
Tabel 8.3 Keterangan waktu yang biasa dipakai dalam <i>Simple Past Tense</i> .....	11
Tabel 8.4 Rubrik Penilaian Berbicara.....	40





# I PENDAHULUAN



## WHEN I WAS A CHILD

### A. Deskripsi Singkat

Pada Modul 8 yang berjudul “*When I was a child*” ini, Ananda SMP Terbuka akan mempelajari Teks percakapan tentang tindakan memberi dan meminta informasi terkait keadaan/tindakan/ kegiatan/ kejadian yang dilakukan/terjadi, rutin maupun tidak rutin, atau menjadi kebenaran umum di waktu lampau. **Ananda akan belajar menyatakan dan menanyakan tentang keadaan (*state*) dan tindakan (*event*) yang terjadi di waktu lampau.** Arti kata ‘lampau’ adalah ‘sebelum saat ini’, bahkan meskipun baru 1 detik yang lalu. Dengan kata lain Ananda akan mempelajari ***Simple Past Tense***. Kemampuan menggunakan *Simple Past Tense* sangat diperlukan dalam kehidupan sehari-hari. Ananda dapat melaporkan, menceritakan, menjelaskan kejadian yang dilakukan/ terjadi di waktu lampau.

Pembelajaran *Simple Past Tense* dalam bentuk dialog. Maka Ananda akan mempelajari – *affirmative sentence, negative sentence, and question in Simple Past Tense*. Pembelajaran ini disampaikan dalam berbagai aktivitas. Diharapkan Ananda dapat menyimpulkan pola-pola kalimat dari *Simple Past Tense*. Jadi pada akhir pembelajaran Ananda diharapkan mampu melakukan percakapan - *Simple Past Tense* - dalam kehidupan sehari-hari dengan teman-teman Ananda dengan benar dan lancar.

Berdoalah sebelum belajar! Selamat belajar dan tetap semangat!  
Tetap jaga protokol kesehatan!

### B. Kompetensi Inti dan Kompetensi Dasar

Kompetensi Inti dan Kompetensi Dasar yang harus Ananda kuasai setelah mempelajari modul ini adalah sebagai berikut:

Tabel 8.1 Kompetensi Inti dan Kompetensi Dasar

Kompetensi Inti Pengetahuan	Kompetensi Inti Keterampilan
3. memahami dan menerapkan pengetahuan (faktual, konseptual, dan prosedural) berdasarkan rasa ingin tahunya tentang ilmu pengetahuan, teknologi, seni, budaya terkait fenomena dan kejadian tampak mata	4. mengolah, menyaji, dan menalar dalam ranah konkret (menggunakan, mengurai, merangkai, memodifikasi, dan membuat) dan ranah abstrak (menulis, membaca, menghitung, menggambar, dan mengarang) sesuai dengan yang dipelajari di sekolah dan sumber lain yang sama dalam sudut pandang/teori

Kompetensi Dasar Pengetahuan	Kompetensi Dasar Keterampilan
3.10 menerapkan fungsi sosial, struktur teks, dan unsur kebahasaan teks interaksi transaksional lisan dan tulis yang melibatkan tindakan memberi dan meminta informasi terkait keadaan/tindakan/ kegiatan/ kejadian yang dilakukan/terjadi, rutin maupun tidak rutin, atau menjadi kebenaran umum di waktu lampau, sesuai dengan konteks penggunaannya. (Perhatikan unsur kebahasaan <i>simple past tense</i> )	4.10 menyusun teks interaksi transaksional lisan dan tulis sangat pendek dan sederhana yang melibatkan tindakan memberi dan meminta informasi terkait keadaan/ tindakan/kegiatan/ kejadian yang dilakukan/terjadi, rutin maupun tidak rutin, atau menjadi kebenaran umum di waktu lampau, dengan memperhatikan fungsi sosial, struktur teks, dan unsur kebahasaan yang benar dan sesuai konteks

### C. Petunjuk Belajar

Sebelum Ananda menggunakan Modul 8, *When I was a child ini*, terlebih dahulu Ananda baca petunjuk mempelajari modul berikut ini:

1. Pelajarilah modul ini dengan baik. Mulailah mempelajari materi pelajaran yang ada dalam Modul 8 di setiap kegiatan pembelajaran hingga Ananda dapat menguasainya dengan baik;
2. Lengkapilah setiap bagian aktivitas dan tugas yang terdapat dalam modul ini dengan semangat dan gembira. Jika mengalami kesulitan dalam melakukannya, catatlah kesulitan tersebut pada buku catatan Ananda untuk dapat mendiskusikannya bersama teman, menceritakannya kepada orang tua, atau dapat menanyakannya langsung kepada Bapak/Ibu Guru pada saat jadwal kegiatan pembelajaran berlangsung;
3. Lengkapi dan pahamiilah setiap bagian dalam rangkuman sebagai bagian dari tahapan penguasaan materi modul ini;
4. Kerjakan bagian Tes Formatif pada setiap bagian Kegiatan Belajar sebagai indikator penguasaan materi dan refleksi proses belajar Ananda pada setiap kegiatan belajar. Ikuti petunjuk pengerjaan dan evaluasi hasil pengerjaannya dengan seksama;
5. Jika Ananda telah menguasai seluruh bagian kompetensi pada setiap kegiatan belajar, lanjutkan dengan mengerjakan Tes Akhir Modul secara sendiri untuk kemudian dilaporkan kepada Bapak/Ibu Guru;
6. Gunakan Daftar Pustaka dan Glosarium yang disiapkan dalam modul ini untuk membantu mempermudah proses belajar Ananda.



Teruntuk Bapak/Ibu Orang Tua peserta didik, berkenan Bapak/Ibu dapat meluangkan waktunya untuk mendengarkan dan menampung serta membantu memecahkan permasalahan belajar yang dialami oleh Ananda peserta didik. Jika permasalahan belajar tersebut belum dapat diselesaikan, arahkanlah Ananda peserta didik untuk mencatatkannya dalam buku catatan mereka untuk didiskusikan bersama teman maupun Bapak/Ibu Guru mereka saat jadwal kegiatan pembelajaran berlangsung.

Teruntuk Bapak/Ibu Guru, modul ini disusun dengan orientasi aktivitas peserta didik dan setiap modul dirancang untuk dapat mencakup satu atau lebih pasangan kompetensi-kompetensi dasar yang terdapat pada kompetensi inti 3 (pengetahuan) dan kompetensi inti 4 (keterampilan). Setiap peserta didik diarahkan untuk dapat mempelajari modul ini secara mandiri, namun demikian mereka juga diharapkan dapat menuliskan setiap permasalahan pembelajaran yang ditemuinya saat mempelajari modul ini dalam buku catatan mereka. Berkenaan dengan permasalahan-permasalahan tersebut, diharapkan Bapak/Ibu Guru dapat membahasnya dalam jadwal kegiatan pembelajaran yang telah dirancang sehingga Ananda peserta didik dapat memahami kompetensi-kompetensi yang disiapkan dengan tuntas.



## II

# KEGIATAN BELAJAR 1



## What Did You Do Yesterday?

### A. Indikator Pembelajaran

Ananda panjatkan puji syukur kepada Allah SWT Tuhan yang Maha Esa, Ananda telah menyelesaikan Modul 7 dengan baik sekali. Selanjutnya Ananda akan berlatih teks percakapan terkait tindakan/kejadian yang dilakukan/terjadi di waktu lampau, *Simple Past Tense*. Untuk itu indikator yang harus Ananda capai setelah Kegiatan Belajar 1 ini adalah

1. Melalui kegiatan mendengarkan dialog yang dibacakan, Ananda dapat membaca dialog dengan nyaring, jelas dan lancar;
2. Melalui kegiatan menjawab pertanyaan, Ananda dapat memahami isi teks percakapan dengan baik;
3. Melalui kegiatan membaca dialog, Ananda dapat menuliskan bentuk kata kerja Verb 1;
4. Melalui kegiatan membaca *rule of regular verbs*, Ananda dapat mengubah bentuk Verb 1 ke Verb 2;
5. Melalui kegiatan menganalisis kalimat-kalimat *Simple Past Tense*, Ananda dapat menyimpulkan pola kalimat dari *Simple Past Tense*;
6. Melalui kegiatan mengamati pola kalimat *Simple Past Tense*, Ananda dapat membuat kalimat *affirmative, negative, dan question*;
7. Melalui kegiatan melengkapi kalimat rumpang, Ananda dapat membuat kalimat *Simple Past Tense*

### B. Aktivitas Pembelajaran

#### Let's Get Ready



Gambar 8.1 Yesterday I went for a swim  
Sumber: [slideplayer.com](http://slideplayer.com)

Pada judul kegiatan belajar 1 di atas tertulis '*What did you do yesterday?*' Adakah yang dapat menjawab pertanyaan tersebut? Benar sekali jawabannya bisa saja '*Yesterday I went for a swim.*' Pertanyaan di atas maknanya 'Apa yang kamu kerjakan **kemarin?**', dan jawaban Ananda bisa saja '**Kemarin** saya pergi untuk

berenang.' Kata '**yesterday**' yang artinya '**kemarin**' ini menunjukkan kegiatan tersebut dilakukan di waktu lampau.

Pertanyaan di atas sering sekali ditanyakan dalam kehidupan sehari-hari. Pertanyaan '*What did you do yesterday?*' adalah salah satu pertanyaan yang menggunakan *Simple Past Tense*. Maka penggunaan *Simple Past Tense* yaitu untuk menunjukkan keadaan/aktivitas yang **dilakukan di waktu lampau**. ***Simple Past Tense indicates that an activity or situation began and ended at a particular time in the past (aktivitas/keadaan yang dimulai dan berakhir di waktu lampau)***. Di saat kapankah *Simple Past tense* digunakan? Ya disaat Ananda akan melaporkan, menceritakan, menjelaskan suatu keadaan/ kejadian yang dilakukan di waktu lampau. Selanjutnya Ananda akan mempelajari lebih detail tentang *Simple Past Tense* pada aktivitas berikut ini.

## Let's Study!



### Activity 1

Pada kegiatan ini Ananda akan mendengarkan dan mengulang percakapan yang dibacakan oleh guru.

#### Dialogue 1

*Listen to your teacher and repeat after him/her!*

Innes	: Hi, Kristina. What <b>did</b> you do last weekend? <b>Did</b> you go somewhere?
Kristina	: Oh, I <b>did</b> a lot of things. Yes, I <b>went</b> to a village last Saturday.
Innes	: Who <b>did</b> you visit?
Kristina	: I <b>visited</b> my uncle and my aunt. They live in the village.
Innes	: Oh, I see. Who <b>did</b> you go with?
Kristina	: I <b>went</b> there with all of my family. They <b>were</b> my mother, father, and my younger brothers.
Innes	: Wow, that would be so fun!
Kristina	: Yeah, it <b>was</b> so fun. And we also <b>felt</b> tired.

Ananda bisa mendengarkan dan mengulangi percakapan di atas dengan baik. Ananda dapat berlatih membaca dialog di atas dengan teman Ananda secara nyaring, jelas dan benar. Selanjutnya Ananda akan membaca lebih detail dialog tersebut untuk memahami isi dialog dengan menjawab beberapa pertanyaan berikut ini.

1. What did Kristina do last weekend?
2. Who did Kristina go with?
3. How did Kristina feel?
4. Can you mention the sentences that show *Simple Past Tense*? What are they?

Luar biasa, Ananda dapat menjawab pertanyaan di atas dengan baik. Aktivitas berikutnya Anda akan membaca dialog lainnya dan menganalisis dialog tersebut.



## Activity 2

Ananda bersama dengan teman Ananda telah membaca dialog 1 dan menjawab beberapa pertanyaan. Berikut ini Ananda bekerja sama kembali dengan teman Ananda menganalisis dialog 1 pada activity 1 dan dialog 2 berikut ini. **Ananda cermati kata-kata yang dicetak tebal.** Lengkapi tabel berikut ini.

### Dialogue 2

Danish	: I hear that you <b>lost</b> your wallet yesterday, is it true?
Zidan	: Yes, I <b>was</b> so sad.
Danish	: How did it happen?
Zidan	: I <b>went</b> home by bus yesterday. I <b>sat</b> near a man; he <b>carried</b> a newspaper.
Danish	: And then?
Zidan	: I <b>didn't</b> know he <b>stole</b> my wallet. I <b>realized</b> it when I <b>would</b> pay the bus fare.
Danish	: And then what <b>did</b> you do?
Zidan	: I <b>was</b> grateful, someone <b>gave</b> me some money. He <b>was</b> so kind.
Danish	: I am sorry to hear that.
Zidan	: Thanks Danish. I hope it will never happen to you.

Ananda berdiskusi dengan teman Ananda dan Ananda dapat melihat **Daftar Irregular Verb** untuk melengkapi *Present Verb (Verb1)*.

The sentence in the simple past tense		Past Verb (Verb 2)	Present Verb (Verb 1)
❖ Regular Verb	❖ I <b>visited</b> my uncle and my aunt	Visited	Visit
	❖ How did it happen?	Happened	.....
	❖ I <b>realized</b> it	Realized	.....
❖ Irregular Verb	❖ I <b>did</b> a lot of things	Did	Do
	❖ I <b>went</b> to a village last Saturday	Went	.....
	❖ They <b>were</b> my mother, father, and my younger brothers.	Were	.....
	❖ it <b>was</b> so fun	Was	.....
	❖ we also <b>felt</b> tired	Felt	.....
	❖ you <b>lost</b> your wallet yesterday	Lost	.....
	❖ I <b>sat</b> near a man	Sat	.....
	❖ he <b>carried</b> a newspaper	Read	.....
	❖ he <b>stole</b> my wallet	Stole	.....
	❖ I <b>would</b> pay the bus fare.	Would	.....
		Was	.....

	❖ I <b>was</b> grateful	Gave	.....
	❖ someone <b>gave</b> me some money	Was	.....
	❖ He <b>was</b> so kind		

Good job! Ananda beserta teman Ananda dapat melengkapi tabel di atas dengan benar. Selanjutnya Ananda dapat mencermati tabel berikut ini berkaitan dengan **Regular Verb** dan **Irregular Verb**.

Tabel 8.2 Rule of Regular Verbs

<b>Rules of Regular Verb</b>				
<b>Spelling Rules</b>		<b>Verb 1 (Present)</b>	<b>Verb 2 (Past Simple)</b>	<b>Rule</b>
❖ <b>Regular Verbs</b>	Most verbs	Visit Happen	Visited Happened	+ <i>-ed</i>
	Verbs ending in <i>-e</i>	Realize	Realized	+ <i>-d</i>
	Verbs ending in vowel + consonant	Stop	Stopped	double consonant + <i>-ed</i>
	Verbs ending in consonant + <i>-y</i>	Carry	Carried	<del>/</del> + <i>-ied</i>
❖ <b>Irregular verbs</b>		Is, Am Are Do Go ....	Was Were Did Went ....	No rule

Ananda cermati tabel di atas. Kata kerja (*Verb*) ada dua macam yaitu **Regular Verb** (Kata kerja yang beraturan) dan **Irregular Verb** (Kata kerja Tidak beraturan). Untuk **Regular Verb** ada peraturannya perubahan dari *Verb 1* ke *Verb 2* seperti tertulis pada tabel di atas. Sedangkan untuk **Irregular Verb** tidak ada peraturan perubahan dari *Verb 1* ke *Verb 2*, maka Ananda **harus menghafalkannya**. Daftar **Irregular Verb** dapat Ananda jumpai di kamus/ buku *grammar* atau pun pada bagian akhir modul 8 ini.

Nah sekarang Ananda tulis bentuk *Verb 2 (Past Simple)* dari kata kerja di bawah ini.

	Verb 1 (Present)	Verb 2 (Past Simple)
Regular Verbs	1. Look	.....
	2. Study	.....
	3. Like	.....
	4. Want	.....
	5. Play	.....
Irregular Verbs	6. Eat	.....
	7. Sleep	.....
	8. Drink	.....
	9. Swim	.....
	10. Tell	.....

*Well done!* Ananda sudah memahami perubahan *Verb 1 (present)* ke *Verb 2 (past simple)*. Aktivitas berikutnya Ananda akan mempelajari lebih jauh tentang *Simple Past Tense*.



### Activity 3

Aktivitas di atas Ananda sudah mulai memahami perubahan *Verb 1* ke *Verb 2*. Apakah *Verb 2* selalu digunakan dalam kalimat *Simple Past Tense*? Untuk menjawab pertanyaan tersebut, Ananda bersama teman Ananda akan menganalisis beberapa kalimat *Simple Past Tense* pada tabel berikut ini. Selanjutnya Ananda dapat menyimpulkan pola kalimat *affirmative/positive sentence*, *negative*, and *question* dalam bentuk *Simple Past Tense*. Ananda secara berkelompok mengisi kolom pada masing-masing *Pattern*.

*How do we make a Simple Past Tense?*

	Sentence	The pattern of Affirmative sentence		
Affirmative	<ul style="list-style-type: none"><li>❖ I <b>visited</b> my uncle and my aunt.</li><li>❖ I <b>went</b> there with all of my family.</li><li>❖ They <b>were</b> my mother, father, and my younger brothers</li><li>❖ It <b>was</b> so fun</li></ul>	.....	.....	
		I I They It	Visited Went Were Was	
Negative	<ul style="list-style-type: none"><li>❖ I <b>didn't</b> know he <b>stole</b> my wallet.</li><li>❖ I <b>was not</b> happy</li><li>❖ They <b>were not</b> at home</li></ul>	The pattern of Negative sentence		
		.....	.....	.....
		I I They	Did not Was not Were not	Know Happy At home
Question	<ul style="list-style-type: none"><li>❖ <b>Did</b> you go somewhere?</li></ul>	Pattern of Question		

	❖ What <b>did</b> you do last weekend? ❖ Were you at home last night?	.....	.....	.....
		Did What did Were	You You You	Go ...? Do ...? At home ...?

*Good job!* Ananda sudah mengetahui *Pattern of Simple Past Tense*, Pola kalimat dari *Simple Past Tense*. Dengan mengetahui pola kalimat tersebut Ananda dapat membuat kalimat-kalimat *Simple Past Tense*.

Berikut ini Ananda akan berlatih mengubah *affirmative sentence* ke *negative* atau *question*, dan sebaliknya.

Affirmative sentence	Negative sentence	Question
She made the report last night.	.....	.....
.....	My brother didn't play football yesterday.	.....
.....	.....	Did your father move to a big company?
The children were at the beach last Sunday.	.....	.....
.....	The teacher was not in the laboratory yesterday.	.....

Luar biasa! Ananda dapat mengubah kalimat-kalimat tersebut sesuai yang diminta. Ananda sekarang dapat membuat kalimat *Simple Past Tense* sesuai dengan situasi Ananda. Ananda dapat menceritakan atau menginfokan suatu kejadian/ keadaan di waktu lampau.



#### Activity 4

Dari berbagai aktivitas di atas Ananda semakin memahami *Simple Past Tense*. Apakah Ananda masih ingat dengan kalimat-kalimat berikut ini:

- ❖ What did you do **last weekend**?
- ❖ I went to a village **last Saturday**.
- ❖ You lost your wallet **yesterday**.
- ❖ I went home by bus **yesterday**.

Apakah Ananda memahami kata-kata yang dicetak tebal? Benar sekali, kata-kata yang dicetak tebal adalah **keterangan waktu** atau biasa disebut **Adverb of time**. Ananda masih ingat materi Modul 6 tentang *Present Continuous Tense* yang memiliki *Adverb of time* tersendiri? Demikian juga dalam *Simple Past Tense* memiliki *Adverb of time* tersendiri pula.

Keterangan waktu dalam *Simple Past Tense* menunjukkan keterangan waktu ‘di waktu lampau’. Seperti contoh pada kalimat di atas **last week**, **last Saturday**, **yesterday**. Berikut ini keterangan waktu yang biasa digunakan dalam *Simple Past Tense*.

Tabel 8.3: Keterangan waktu yang biasa dipakai dalam *Simple Past Tense*

<i>Time Expression for the Simple Past Tense</i>		
<b>Last (Lalu)</b>	<b>Ago (Yang lalu)</b>	<b>Yesterday (Kemarin)</b>
<b>Last night</b>	10 minutes <b>ago</b>	<b>Yesterday</b>
<b>Last week</b>	An hour <b>ago</b>	<b>Yesterday morning</b>
<b>Last weekend</b>	3 days <b>ago</b>	<b>Yesterday afternoon</b>
<b>Last month</b>	A week <b>ago</b>	<b>Yesterday evening</b>
<b>Last year</b>	A month <b>ago</b>	The day before <b>yesterday</b>
<b>Last Monday</b>	A year <b>ago</b>	<b>Yesterday night</b>
....	....	...

Pemahaman Ananda tentang *Simple Past Tense* semakin lengkap. Dalam sebuah kalimat keterangan waktu terkadang diperlukan. Dalam bahasa Inggris keterangan waktu sangat penting terutama dalam penggunaan *Tenses*. Selanjutnya Ananda akan berlatih melengkapi kalimat dengan bentuk kata kerja yang tepat dalam *Simple Past Tense*.

*Complete the sentences with the correct form of the Simple Past Tense.*

1. Sari **\_\_did not study\_\_** (not/study) last night. She **\_\_browsed\_\_** (browse) the internet.
2. A: My father \_\_\_\_\_ (buy) a new car last week. B: Wow, it's great.
3. A: \_\_\_\_\_ (she/work) hard yesterday? B: No, she \_\_\_\_\_.
4. I \_\_\_\_\_ (stand) under a tree when it began to rain.
5. A: \_\_\_\_\_ (you/be) in the library yesterday afternoon? B: Yes, I \_\_\_\_\_ (do) the homework.
6. It was a great party! My friends \_\_\_\_\_ (not/feel) bored. They \_\_\_\_\_ (dance)!

Mudah bukan? Ananda dapat diskusikan jawaban Ananda dengan jawaban teman Ananda. Jika Ananda mendapat kesulitan Ananda dapat konsultasi dengan guru Ananda.

### C. Tugas



#### ***Let's check***

Setelah Anda melakukan aktivitas-aktivitas di atas, selanjutnya Anda berlatih mengerjakan beberapa soal di bawah ini.

*Change the verb in brackets into the correct form of the Simple Past Tense!*

1. Aunt Janet \_\_\_\_\_ (warm) up the car when Scott \_\_\_\_\_ (look) for his new leather coat.
2. They \_\_\_\_\_ (eat) at Scott's favorite restaurant last Sunday.
3. The waiter \_\_\_\_\_ (be) in front of the door when we entered the restaurant. He \_\_\_\_\_ (welcome) us.
4. A: \_\_\_\_\_ (you/call) me this morning? B: No. I \_\_\_\_\_.
5. A: \_\_\_\_\_ (she/ do) her homework last night? B: No, She \_\_\_\_\_ (play) game online.
6. My parents \_\_\_\_\_ (be) still young at that time. They \_\_\_\_\_ (like) traveling.
7. A: You \_\_\_\_\_ (be /not) at the meeting yesterday morning. Why? B: I'm sorry. I \_\_\_\_\_ (have) to take my mother to the hospital.
8. A: \_\_\_\_\_ (our principal and teachers/hold) a meeting an hour ago? B: Yes, they \_\_\_\_\_ (discuss) our examination.
9. A: \_\_\_\_\_ (Mrs. Tina/teach) at class VIIIA yesterday? B: No, she did not. She \_\_\_\_\_ (announce) an English speech contest.
10. A: What song \_\_\_\_\_ (Noval/sing) last night? B: He \_\_\_\_\_ (sing) 'Hero' from Mariah Carey.



### *Let's Sum up*

Marilah kita menyusun rangkuman untuk kegiatan pembelajaran ini! Lengkapi peta konsep di bawah ini untuk merangkum apa yang sudah Ananda pelajari!

## Simple Past Tense

Affirmative sentence

.....

Negative sentence

-----

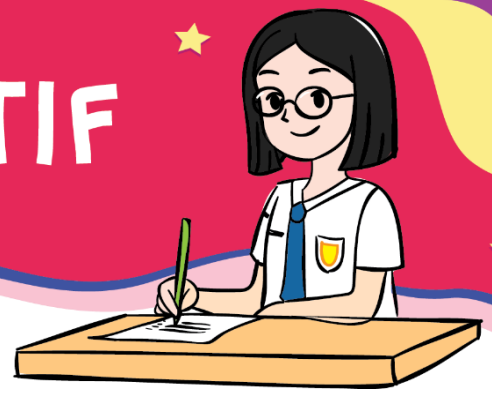
Question

-----

Bagus! Ananda telah berhasil melengkapi rangkuman!  
Sekarang coba bacalah kembali rangkuman yang telah kita susun!

# E.

# TES FORMATIF



Untuk mengetahui apakah Anda telah menguasai materi pelajaran pada Kegiatan Belajar 1 Modul 8 ini, kerjakan tugas yang disediakan. Tes formatif ini harus dikerjakan sendiri tanpa melihat kunci jawaban.

**Read the dialogue and write True or False for the statements.**

- Davish : Did you study English at elementary school, Athar?
- Athar : Yes, I did. How about you?
- Davish : Me too, but I did it reluctantly because the materials were boring. Moreover, my friends were not enthusiastic to study English. So, I didn't have friends to speak English with.
- Athar : And now?
- Davish : Well, I enjoy studying English now. The materials are challenging. I also have friends to develop my skills. Furthermore, our English teacher is attractive and gives us opportunities to speak very often. I like that.

Statements	True or False
1. Davish didn't like to study English when he was in elementary school	
2. Davish's friends liked to study English.	
3. Davish and Athar studied English when they were in elementary school.	
4. Davish and Athar were schoolmates when they were in elementary school.	
5. Davish doesn't like studying English now because the materials are boring.	

**Complete the dialogue with Simple Past Tense. Use the words from the box.**

Visit	Play	Want	Learn	Sing
Guide	Walk	Prepare	Cycle	Clean

6. A: ..... (Ratna) the library yesterday?  
B: Yes, she did. She .... to borrow an English book.
7. A: ..... (scout members) to pitch a tent last Sunday?  
B: Yes, they did. Davish and his team .... them.
8. A: .... (Helmi's sister) the guitar last night?  
B: No, she did not. She .... a song.
9. A: .... (the students) for a special event yesterday?  
B: No, they did not. They just .... the classrooms.
10. A: .... (Erlin) to school last Monday?  
B: No, she did not. She .... to school by her bicycle.

## Petunjuk Evaluasi Hasil Pengerjaan Tes Formatif

1. Setelah Ananda selesai mengerjakan Tes Formatif Kegiatan Belajar 1 ini, silakan cocokkan jawaban Ananda dengan kunci jawaban yang telah disediakan pada bagian lampiran Modul 8. Kemudian hitung tingkat penguasaan yang dapat Ananda capai dengan menggunakan rumus berikut ini:

$$\text{Nilai : } \frac{\text{Jumlah Jawaban Benar}}{\text{Jumlah Soal Seluruhnya}} \times 100$$

2. Jika Nilai Capaian yang Ananda peroleh kurang dari 75 (*disesuaikan dengan KKM yang ditetapkan*), Ananda harus mempelajari kembali materi yang belum dikuasai. Jika masih mengalami kesulitan, catatkan pada buku catatan, bagian mana saja yang masih belum Ananda pahami untuk kemudian mendiskusikannya bersama teman, menceritakannya kepada orang tua, atau dapat menanyakannya langsung kepada Bapak/Ibu Guru pada saat jadwal kegiatan pembelajaran berlangsung.
3. Jika tingkat penguasaan yang Ananda peroleh lebih dari atau sama dengan 75, Ananda dapat melanjutkan ke Kegiatan Belajar selanjutnya atau mengikuti Tes Akhir Modul.
4. Setelah lulus dalam mengikuti Tes Akhir Modul, Ananda dapat mempelajari materi pembelajaran yang terdapat dalam modul berikutnya.
5. Langkah 1 sampai dengan 4 di atas merupakan persyaratan Ananda untuk dapat mempelajari modul berikutnya.



### III

## KEGIATAN BELAJAR 2

### Where Were You Last Night?

#### A. Indikator Pembelajaran

Ananda panjatkan puji syukur kepada Allah SWT Tuhan yang Maha Esa, Ananda telah menyelesaikan Kegiatan Belajar 1 dengan baik sekali. Ananda telah memahami pola-pola kalimat dalam *Simple Past Tense*.

Selanjutnya pada Kegiatan Belajar 2 Ananda akan menerapkan pemahaman Ananda tentang *Simple Past Tense* dalam percakapan sehingga Ananda dapat menggunakannya dalam kehidupan sehari-hari. Untuk itu indikator yang harus Ananda capai setelah Kegiatan Belajar 2 ini adalah:

1. Melalui kegiatan mengamati gambar dan menentukan bentuk kata kerja *past simple*, Ananda dapat memahami *Simple Past Tense*;
2. Melalui kegiatan menyusun kata acak menjadi kalimat yang benar, dan menyusun kalimat acak menjadi dialog yang bermakna, Ananda dapat mengembangkan kemampuan menulis dalam *Simple Past Tense*;
3. Melalui kegiatan bertanya jawab dengan beberapa teman, Ananda dapat mengembangkan kemampuan berbicara dalam *Simple Past Tense*;
4. Melalui kegiatan menulis sebuah dialog berdasarkan situasi yang diberikan dan mendemonstrasikan di depan kelas, Ananda dapat mengembangkan kemampuan menulis dan berbicara dalam *Simple Past Tense*.

#### B. Aktivitas Pembelajaran

##### *Let's get ready*



Untuk memulai kegiatan belajar 2 ini, sebelum Ananda terampil dalam membuat dialog dan menggunakannya dalam kehidupan sehari-hari, Ananda akan mengingat kembali *Simple Past Tense* terkait *Verb 2*. Ananda akan mencari *Verb 2* sebanyak mungkin pada *puzzle* berikut ini.

S	V	Q	N	I	R	P	T	D	N	S	G	S	H	F	O	P	L
E	K	Y	D	W	Z	R	Q	J	N	R	T	M	M	U	O	U	H
O	J	A	R	A	H	J	F	T	W	E	E	E	B	Q	S	F	X
A	F	V	A	E	W	I	S	J	V	A	O	S	A	S	U	K	K
G	N	Y	N	R	J	L	Y	W	C	D	W	D	S	C	V	P	V
X	V	N	K	J	K	W	C	C	A	Q	E	C	R	C	N	V	O
A	H	A	J	P	F	E	A	H	A	M	R	Y	S	A	M	P	Q
W	K	J	P	B	A	T	E	W	G	S	C	Q	K	F	N	T	U
W	G	W	F	Z	Y	Y	F	C	C	J	O	J	K	F	F	K	W
O	G	K	V	B	W	B	E	E	O	T	Q	P	X	W	J	M	V
E	K	P	L	A	Y	E	D	F	C	O	X	B	B	A	P	E	R
R	K	F	X	K	H	L	X	B	A	C	K	I	M	L	V	V	X
J	T	Y	P	E	D	Z	Z	F	N	O	U	E	S	K	G	I	R
H	A	U	B	S	F	K	T	W	E	Z	H	N	D	E	J	C	U
S	T	U	D	I	E	D	T	W	A	U	I	L	J	D	N	U	I

Berapa *Verb 2* yang Ananda temukan pada *puzzle* di atas? Ya benar ada 10 kata kerja bentuk *simple past* diantaranya *studied, played, typed, ate, ....* Luar biasa Ananda dapat menemukannya semua. Ananda mengingat kembali *Regular Verb 2* dan *Irregular Verb 2*. Pada aktivitas-aktivitas berikutnya Ananda akan banyak berlatih.




## Let's Study!



### Activity 1

Pada aktivitas game di atas Ananda dapat menemukan beberapa *regular Verb 2* dan *irregular verb 2*. Selanjutnya Ananda akan membuat kalimat *Simple Past Tense* berdasarkan gambar yang diberikan.

## LAST WEEKEND

1.  Bobby (swim) <u>swam</u> at the beach on Saturday morning.	2.  His brother Sam (ride) _____ his bicycle.	3.  They (camp) _____ in their back yard Saturday evening.
4.  Mrs. Brown (drive) _____ downtown to visit her friend on Sunday morning.	5.  Mr. Brown (go) _____ fishing at the lake.	6.  They (have) _____ lunch together in the afternoon.
7.  On Sunday afternoon, Michael (read) _____ a book about dinosaurs.	8.  His mother (work) _____ in the garden.	9.  They (eat) _____ popcorn and (watch) _____ TV in the evening.
10.  Tom and Sally (play) _____ together all weekend.	11.  Their cat, Fluffy, (sleep) _____ on the sofa all weekend.	12.  Their dog, Spot, (watch) _____ Fluffy.

Gambar 8.2 Last weekend  
Sumber: allthingsgrammar.com

Ananda dapat mengerjakan latihan di atas dengan mudah bukan. Ananda dapat membaca kalimat-kalimat tersebut dengan nyaring, jelas, dan benar.



## Activity 2

Pada akhir kegiatan belajar ini Ananda bersama dengan teman Ananda akan membuat sebuah dialog berdasarkan situasi yang diberikan. Namun sebelumnya Ananda akan mengerjakan beberapa latihan terlebih dahulu.

*Arrange the jumbled words into good sentences!*

1. five – last – I – courses – took – semester
2. and – talk – the phone – John – did – on – Mary – yesterday -?
3. last night – her house - she – where – I – was – when – visited -?
4. did – he – the teacher – not – explained – what – understand
5. he – at home – not – I – was – visited – when – him

*It's easy, isn't it?* Mudah bukan karena Ananda sudah memahami pola kalimat pada *Simple Past Tense*. Selanjutnya Ananda akan berlatih menyusun kalimat acak menjadi sebuah dialog yang bermakna.

*Arrange the jumbled sentences into a good dialogue.*

Syaquil	: What did you do there?
Syaquil	: Where did you spend your night?
Syaquil	: Wow! It was so cool!
Syaquil	: I heard that you went to Bali last week. Is it true?
Syaquil	: You called me from Bali.
Davish	: Oh yes, sorry I forgot!
Davish	: I spent my night in a hotel near the beach
Davish	: That's true, how do you know?
Davish	: Yes, and I hope we will go again there together
Davish	: I spent my holiday there with my family, I visited Mandawa beach and saw the sunset, it was so beautiful

Ananda dapat menyusun dialog di atas dengan benar. Mari kita lanjutkan ke aktivitas berikut.



### Activity 3

Dari berbagai aktivitas di atas Anda semakin memahami kalimat-kalimat dalam *Simple Past tense* dan dapat berlatih menyusun kalimat acak menjadi sebuah dialog yang bermakna. Nah selanjutnya Anda akan bertanya jawab secara langsung kepada teman-teman Anda berkaitan dengan aktivitas yang mereka lakukan di waktu lampau. Selanjutnya Anda isi tabel berikut ini dari hasil tanya jawab tersebut.

Your friends' names	Questions	
	Where were you yesterday?	What did you do yesterday?
Anindita	- I was at my grandma's house	- I made some cookies
.....	.....	.....
.....	.....	.....
.....	.....	.....
.....	.....	.....
.....	.....	.....

*It's easy, isn't it?* Anda dapat mengembangkan berbagai pertanyaan lainnya yang ingin Anda ketahui tentang aktivitas teman-teman Anda di waktu lampau. Anda dapat bertanya dalam bentuk *Yes/No questions* seperti *'Were you happy?'* atau *'Did you like it?'* dan sebagainya.



### Activity 4

#### Let's Act

Ananda sudah mengerjakan berbagai aktivitas di atas dengan baik sekali. Nah sekarang saatnya Anda bersama teman Anda membuat sebuah dialog berdasarkan situasi yang diberikan. Anda menuliskan terlebih dahulu dialog tersebut, kemudian Anda dapat berkonsultasi dengan guru Anda selanjutnya Anda mendemonstrasikannya di depan kelas Anda.


*Work in pairs. Make a short dialogue based on the situation!*

- ❖ Two students are talking about their last holiday. Student A asks about his/her friend's activities during the holiday. They talk about their activities during the holiday. They are happy with their holiday.

## C. Tugas



Do the task below carefully.

1. Where were you yesterday?  


- a) I am at the cinema.
- b) He was at the cinema.
- c) I were at the cinema.
- d) I was at the cinema.

2. What was the weather like last week?  

- a) It is sunny.
- b) It were sunny.
- c) It was snowy.
- d) It was sunny.



3. I \_\_\_\_\_ late for school yesterday.  

- a) am
- b) was
- c) were
- d) is





4. The weather is sunny today but it \_\_\_\_\_ sunny.  


- a) wasn't
- b) were
- c) weren't
- d) was

5. Tom and I \_\_\_\_\_ at the concert last night.  

- a) was
- b) am
- c) were
- d) are



6. We \_\_\_\_\_ at university in 2008 but now we are teachers.  


- a) were
- b) was
- c) weren't
- d) wasn't

7. Were you at the theatre 2 days ago?  


- a) Yes, I wasn't.
- b) No, I was.
- c) Yes, I was.
- d) No, I weren't.



8. I am a pilot. I \_\_\_\_\_ in London now but I \_\_\_\_\_ in New York yesterday.  

- a) am/were
- b) is/was
- c) am/was
- d) is/was




9. Mary is very happy but yesterday she \_\_\_\_\_ happy.  


- a) was
- b) wasn't
- c) were
- d) weren't


10. You \_\_\_\_\_ ill last week. How are you now?  


- a) am
- b) was
- c) were
- d) is



11. They \_\_\_\_\_ 13 years old two years ago.  

- a) was
- b) wasn't
- c) were
- d) weren't





12. A: What were you doing last year?  
 B: I \_\_\_\_\_ a shop assistant.  


- a) were
- b) weren't
- c) was
- d) wasn't

Read the passage and fill in the blanks.

was- were- wasn't-

Last week we \_\_\_\_\_ at the museum. There \_\_\_\_\_ a lot of statues. They \_\_\_\_\_ very old things. It \_\_\_\_\_ amazing and the tickets \_\_\_\_\_ very expensive so there \_\_\_\_\_ lots of people. The museum \_\_\_\_\_ crowded but it \_\_\_\_\_ an enjoyable day.

Gambar 8.3 Simple past tense exercise 1  
 Sumber: iSLCollective.com



### *Let's Sum up*

Marilah kita menyusun rangkuman pada kegiatan pembelajaran ini. Ananda sudah mempelajari kegiatan belajar 2 berkaitan dengan menyusun teks percakapan dengan menggunakan *Simple Past Tense*. Selanjutnya Ananda mendemonstrasikan percakapan tersebut di depan kelas bersama teman Ananda. Agar Ananda lebih jelas berikut ini rangkuman materi yang harus Ananda perhatikan saat menyusun percakapan.

Tema

.....

Tokoh

.....

Materi pembicaraan

.....

Dialog garis besar

.....

Kaidah penulisan/  
*Grammar*

.....






Bagus! Ananda telah berhasil melengkapi rangkuman,  
sekarang coba bacalah sekali lagi rangkuman yang telah dibuat

## E. TES FORMATIF



Untuk mengetahui apakah Ananda telah menguasai materi pelajaran Kegiatan Belajar 2 pada Modul 8 ini, silahkan mengerjakan tugas yang disediakan. Tes formatif ini harus dikerjakan sendiri tanpa melihat kunci jawaban

### I. Read and circle. Then look and match.

- |  |  |                      |
|--|--|----------------------|
| 1.    | <b>Was / Were</b> Lee at home yesterday afternoon? | a. Yes, it was.      |
| 2.    | <b>Was / Were</b> the children at home yesterday?  | b. No, it wasn't.    |
| 3.  | <b>Was / Were</b> the film funny?                  | c. No, he wasn't.    |
| 4.  | <b>Was / Were</b> the cake delicious?              | d. No, they weren't. |
| 5.  | <b>Was / Were</b> Tom hungry?                      | e. Yes, he was.      |

Gambar 8.4 *Simple past tense exercise 2*  
Sumber: [liveworksheets.com](http://liveworksheets.com)

**II. Match the column Asking for and column Providing information about activity in the past.**

Asking for about an activity in the past		Providing information about activity in the past
What did you do yesterday?	▪	▪ We had fried chicken and potato salad.
What did you have for dinner?	▪	▪ I woke up at 7:30.
Where did you go after school?	▪	▪ It took about two hours.
Who did you give that book to?	▪	▪ I met my friends at the park.
What time did you wake up?	▪	▪ I went to the supermarket.
How long did it take to drive here?	▪	▪ I gave it to my friend.

**Make a simple dialogue based on the situation.**

- ❖ Your mother asks your school today. You tell her it is not good. She asks why you are not happy. You tell her the reason. She gives you some advice. You agree with her.

## Petunjuk Evaluasi Hasil Pengerjaan Tes Formatif

1. Setelah Ananda selesai mengerjakan Tes Formatif Kegiatan Belajar 2 ini, silakan cocokkan jawaban Ananda dengan kunci jawaban yang telah disediakan pada bagian lampiran Modul 8. Kemudian hitung tingkat penguasaan yang dapat Ananda capai dengan menggunakan rumus berikut ini:

$$\text{Nilai : } \frac{\text{Jumlah Jawaban Benar}}{\text{Jumlah Soal Seluruhnya}} \times 100$$

2. Jika Nilai Capaian yang Ananda peroleh kurang dari 75 (*disesuaikan dengan KKM yang ditetapkan*), Ananda harus mempelajari kembali materi yang belum dikuasai. Jika masih mengalami kesulitan, catatlah pada buku catatan, bagian mana saja yang masih belum Ananda pahami untuk kemudian mendiskusikannya bersama teman, menceritakannya kepada orang tua, atau dapat menanyakan langsung kepada Bapak/Ibu Guru pada saat jadwal kegiatan pembelajaran berlangsung.
3. Jika tingkat penguasaan yang Ananda peroleh lebih dari atau sama dengan 75, Ananda dapat melanjutkan ke Kegiatan Belajar selanjutnya atau mengikuti Tes Akhir Modul.
4. Setelah lulus dalam mengikuti Tes Akhir Modul, Ananda dapat mempelajari materi pembelajaran yang terdapat dalam modul berikutnya.
5. Langkah 1 sampai dengan 4 di atas merupakan persyaratan Ananda untuk dapat mempelajari modul berikutnya.

# TES AKHIR MODUL



Untuk mengetahui apakah Ananda telah menguasai materi pelajaran pada Modul 8 ini, kerjakan tugas yang disediakan. Tes akhir modul ini harus dikerjakan sendiri tanpa melihat kunci jawaban.

Read the dialogue to answer questions 1 to 3.

Akmal	: What are you looking at?
Fitri	: My photograph when I was a child
Akmal	: Is that your sister standing beside you in the photograph?
Fitri	: No. She is Sari. She was my close friend during my childhood days. We always played together. We liked dressing up and playing with dolls. We also played other games, such as hide-and-seek and flying kites. What nice moments!
Akmal	: Yeah! Everyone has sweet memories. Anyway, where is Sari now?
Fitri	: She and her family live in Semarang. I miss her so much.
Akmal	: Why did she move there?
Fitri	: Her father works there. I plan to visit her next holiday.
Akmal	: Wow, that's great!

1. Who was Sari?
  - A. Akmal's old friend
  - B. Fitri's old friend
  - C. Akmal's sister
  - D. Fitri's sister
2. From the dialogue we know that...
  - A. Fitri's father works in Semarang
  - B. Fitri intends to go to Sari's place
  - C. Akmal was Fitri's old friend
  - D. Akmal plans to visit Sari
3. What did Fitri and Sari often do when they were kids?
  - A. They went swimming together
  - B. They played with cars
  - C. They played cooking
  - D. They flew kites

For numbers 4 to 10, complete the dialogues with appropriate word

Anne: How did it go? Did you ... (4) the manager for a raise when you ... (5) her yesterday?

Brian: No, she was working on a big presentation for next week. She ... (6) pretty busy. I decided to wait until later.

4. ....

- A. ask
- B. asks

- C. asked
- D. asking

5. ....

- A. see
- B. saw

- C. seen
- D. sees

6. ....

- A. look
- B. looks

- C. looked
- D. is looking

Danish: You're late again! Where ... (7) you?

Davish: I looked for a place to park.

Danish: ... (8) you find one?

Davish: Well, yes and no. I ... (9) my car illegally.

7. ...

- A. do
- B. did

- C. are
- D. were

8. ...

- A. Do
- B. Did

- C. Are
- D. Were

9. ...

- A. park
- B. drive

- C. drove
- D. parked

10. Anya: Where . . . yesterday afternoon?

Bram: I . . . to my uncle's house.

- A. do you go-go
- B. are you going – am going

- C. did you go – went
- D. will you go – will

**For numbers 11 to 13 arrange the jumbled words into meaningful sentences.**

5. held – a – parade – was – my home – near – morning – yesterday  
.....
6. a football – while – were – the\_burglars – into – game – going to – room – broke –  
the students' – they  
.....
7. Emma – know – that – last – did – a – competition – won – science – month – you -?  
.....

**For numbers 14 and 15 arrange the jumbled sentences into meaningful dialogues.**

8. ...  
Woman: Really! I was there.  
Woman: No, I was in the back working.  
Woman: I was at work.  
Man: Where were you last night?  
Man: Really? I was at your shop. You weren't there.  
Man: You were?

9. ....  
  
Woman: That sounds fun!  
Woman: Yeah, it was. And you? What did you do?  
Woman: Nothing much. I just stayed at home and cleaned the house.  
Man: It was. I had a great time.  
Man: What did you do yesterday?  
Man: How boring!  
Man: I drove to the mountains and went hiking.

**Make a simple dialogue based on the situation.**

- ❖ Two boys are talking about an accident, a fire. One of them doesn't know about the fire. But the other one knows it. They talk about it.

*Here are the stages of the conversation.*

- A boy asks about an accident, a fire, whether he knows it.
- He doesn't know about the fire.
- His friend tells him about the fire
- He asks for information about the fire



# LAMPIRAN



## GLOSARIUM

affirmative sentence	: kalimat persetujuan atau biasa juga disebut kalimat positif
adverb of time	: Keterangan waktu
negative sentence	: kalimat penyangkalan atau biasa juga disebut kalimat negatif
pattern of sentence	: Pola kalimat
regular verb	: Kata kerja beraturan (dengan diikuti akhiran -d, -ed, -ied, untuk kata kerja simple past/ Verb 2, sesuai aturannya)
irregular verb	: Kata kerja tidak beraturan (untuk kata kerja simple past/ Verb 2 dengan menggunakan daftar kata, ini harus dihafalkan)
verb 1	: Kata kerja bentuk pertama atau dasar
verb 2	: Kata kerja bentuk kedua atau disebut juga kata kerja simple past

# Kunci Jawaban Tugas

## KEGIATAN BELAJAR 1

### Activity 1

1. She did a lot of things. She visited her uncle and aunt in the village.
2. She went with all of her family.
3. She felt very happy and also tired.
4. Yes. They are:
  - What did you do last weekend?
  - Did you go somewhere?
  - I did a lot of things.
  - I went to a village last Saturday.
  - Who did you visit?
  - I visited my uncle and my aunt
  - Who did you go with?
  - I went there with all of my family.
  - They were my mother, father, and my younger brothers.

### Activity 2

The sentence in the simple past tense		Past Verb (Verb 2)	Present Verb (Verb 1)
❖ Regular Verb	❖ I <b>visited</b> my uncle and my aunt ❖ How did it happen? ❖ I <b>realized</b> it	Visited Happened Realized	Visit Happen Realize
❖ Irregular Verb	❖ I <b>did</b> a lot of things ❖ I <b>went</b> to a village last Saturday ❖ They <b>were</b> my mother, father, and my younger brothers. ❖ it <b>was</b> so fun ❖ we also <b>felt</b> tired ❖ you <b>lost</b> your wallet yesterday ❖ I <b>sat</b> near a man ❖ he <b>carried</b> a newspaper ❖ he <b>stole</b> my wallet ❖ I <b>would</b> pay the bus fare. ❖ I <b>was</b> grateful ❖ someone <b>gave</b> me some money ❖ He <b>was</b> so kind	Did Went Were Was Felt Lost Sat Carried Stole Would Was Gave Was	Do go. are . Is, am. feel loose Sit Carry Steal Will am Give Is

	Verb 1 (Present)	Verb 2 (Past Simple)
Regular Verbs	1. Look	Looked
	2. Study	Studied
	3. Like	Liked
	4. Want	Wanted
	5. Play	Played
Irregular Verbs	6. Eat	Ate
	7. Sleep	Slept
	8. Drink	Drank
	9. Swim	Swam
	10. Tell	Told

### Activity 3

	Sentence	The pattern of Affirmative sentence		
Affirmative	<ul style="list-style-type: none"><li>❖ I <b>visited</b> my uncle and my aunt.</li><li>❖ I <b>went</b> there with all of my family.</li><li>❖ They <b>were</b> my mother, father, and my younger brothers</li><li>❖ It <b>was</b> so fun</li></ul>	Subject	Verb 2	
		I I They It	Visited Went Were Was	
Negative	<ul style="list-style-type: none"><li>❖ I <b>didn't</b> know he <b>stole</b> my wallet.</li><li>❖ I <b>was not</b> happy</li><li>❖ They <b>were not</b> at home</li></ul>	The pattern of Negative sentence		
		Subject	Did not	Verb 1,
			Was not / were not	Adjective/ Adverb
		I I They	Did not Was not Were not	Know Happy At home
Question	<ul style="list-style-type: none"><li>❖ <b>Did</b> you go somewhere?</li><li>❖ What <b>did</b> you do last weekend?</li><li>❖ Were you at home last night?</li></ul>	Pattern of Question		
		Did	Subject	Verb 1?
		Was/ Were		Adjective/ adverb
		Did What did Were	You You You	Go ...? Do ...? At home ...?

Affirmative sentence	Negative sentence	Question
She made the report last night.	She did not make the report last night.	Did she make the report last night?
My brother played football yesterday.	My brother didn't play football yesterday.	Did your brother play football yesterday?
Your father moved to a big company.	Your father did not move to a big company.	Did your father move to a big company?
The children were at the beach last Sunday.	The children were not at the beach last Sunday.	Were the children at the beach last Sunday?
The teacher was in the laboratory yesterday.	The teacher was not in the laboratory yesterday.	Was the teacher in the laboratory yesterday?

#### Activity 4

1. Sari did **not study** last night. She **browsed** the internet.
2. A: My father bought a new car last week. B: Wow, it's great.
3. A: Did she work hard yesterday? B: No, she was not.
4. I stood under a tree when it began to rain.
5. A: Were you in the library yesterday afternoon? B: Yes, I did the homework.
6. It was a great party! My friends did not feel bored. They danced!

#### Tugas

*Change the verb in brackets into the correct form of the Simple Past Tense!*

1. Aunt Janet warmed up the car when Scott looked for his new leather coat.
2. They ate at Scott's favorite restaurant last Sunday.
3. The waiter was in front of the door when we entered the restaurant. He welcomed us.
4. A: Did you call me this morning? B: No. I did not.
5. A: Did she do her homework last night? B: No, she played games online.
6. My parents were still young at that time. They liked traveling.
7. A: You were not at the meeting yesterday morning. Why? B: I'm sorry. I had to take my mother to the hospital.
8. A: Did our principal and teachers hold a meeting an hour ago? B: Yes, they discussed our examination.
9. A: Did Mrs. Tina teach at class VIIIA yesterday? B: No, she did not. She announced an English speech contest.
10. A: What song did Noval sing last night? He sang 'Hero' by Mariah Carey.

## KEGIATAN BELAJAR 2

### Let's Get Ready

Answers: -

		D					R							
		R					E							
		A			S		A							
		N				W	D	D						
		K				A			R					
							M			A				
				A	T	E						N		
						C							K	
							O			W				
		P	L	A	Y	E	D		O		A			
									K		L			
		T	Y	P	E	D				E	K			
										D	E			
		S	T	U	D	I	E	D			D			

### Activity 1

1. Bobby swam at the beach on Saturday morning.
2. His brother Sam rode his bicycle.
3. They camped in their backyard Saturday evening.
4. Mrs. Brown drove downtown to visit her friend on Saturday morning.
5. Mr. Brown went fishing at the lake.
6. They had lunch together in the afternoon.
7. On Sunday afternoon, Michael read a book about dinosaurs.
8. His mother worked in the garden.
9. They ate popcorn and watched TV in the evening.
10. Tom and Sally played together all weekend.
11. Their cat, Fluffy, slept on the sofa all weekend.
12. Their dog, Spot, watched Fluffy.

### Activity 2

Jumbled words

1. I took five courses last semester
2. Did John and Mary talk on the phone yesterday?
3. Where was she last night when I visited her house?
4. He did not understand what the teacher explained.
5. He was not at home when I visited him.

Jumbled sentences

Syaquil	: I heard that you went to Bali last week. Is it true?
Davish	: That's true, how do you know?
Syaquil	: You called me from Bali.
Davish	: Oh yes, sorry I forgot!
Syaquil	: Where did you spend your night?
Davish	: I spent my night in a hotel near the beach
Syaquil	: What did you do there?
Davish	: I spent my holiday there with my family, I visited pandawa beach and saw the sunset, it was so beautiful
Syaquil	: Wow! It was so cool!
Davish	: Yes, and I hope we will go again there together

### Activity 3

Jawaban sesuai keadaan di kelas masing-masing.

### Activity 4

Keterampilan menulis dan berbicara menggunakan rubrik penilaian menulis dan berbicara

### Tugas

1. D
2. D
3. B
4. A
5. C
6. A
7. C
8. C
9. B
10. B
11. C
12. C

Last week we were at the museum. There were a lot of statues. They were very old things. It was amazing and the tickets were very expensive so there wasn't lots of people. The museum wasn't crowded but it was an enjoyable day



# Kunci Jawaban Tes Formatif

## KEGIATAN BELAJAR 1

Statements	True or False
1. Davish didn't like to study English when he was in elementary school	True
2. Davish's friends liked to study English.	False
3. Davish and Athar studied English when they were in elementary school.	True
4. Davish and Athar were schoolmates when they w in elementary school.	False
5. Davish doesn't like studying English now because the materials are boring.	False

6. A: Did Ratna visit the library yesterday?  
B: Yes, she did. She wanted to borrow an English book.
7. A: Did the scout members learn to pitch a tent last Sunday?  
B: Yes, they did. Davish and his team guided them.
8. A: Did Helmi's sister play the guitar last night?  
B: No, she did not. She sang a song.
9. A: Did the students prepare for a special event yesterday?  
B: No, they did not. They just cleaned the classrooms.
10. A: Did Erlin walk to school last Monday?  
B: No, she did not. She cycled to school by her bicycle.

## KEGIATAN BELAJAR 2

1. Already done (sudah dikerjakan)
2. Were the children at home yesterday? D. No, they weren't
3. Was the film funny? B. No, it wasn't
4. Was the cake delicious? A. Yes, it was.
5. Was Tom hungry? C. No, he wasn't

Asking for about an activity in the past		Providing information about activity in the past
What did you do yesterday?	■	We had fried chicken and potato salad.
What did you have for dinner?	■	I woke up at 7:30.
Where did you go after school?	■	It took about two hours.
Who did you give that book to?	■	I met my friends at the park.
What time did you wake up?	■	I went to the supermarket.
How long did it take to drive here?	■	I gave it to my friend.

Dialog: .....



## Kunci Jawaban Tes Akhir Modul

- |      |       |
|------|-------|
| 1. B | 6. C  |
| 2. B | 7. D  |
| 3. D | 8. B  |
| 4. A | 9. D  |
| 5. B | 10. C |

11. A parade was held near my home yesterday morning.  
12. The burglars broke into the students' room while they were going to a football game  
13. Did you know that Emma won a science competition last month?  
14. ..

**Man:** Where were you last night?

**Woman:** I was at work.

**Man:** Really? I was at your shop. You weren't there.

**Woman:** Really! I was there.

**Man:** You were?

**Woman:** No, I was in the back working.

15. ...

**Man:** What did you do yesterday?

**Woman:** Nothing much. I just stayed at home and cleaned the house.

**Man:** How boring!

**Woman:** Yeah, it was. And you? What did you do?

**Man:** I drove to the mountains and went hiking.

**Woman:** That sounds fun!

**Man:** It was. I had a great time.

### Make a simple dialogue based on the situation.

Bram: Did you hear about the fire?

Dody: No. I didn't read the paper.

Bram: There was a fire yesterday.

Dody: Did anybody get hurt?

Bram: No, fortunately.

Dody: Where was the fire?

Bram: It was at 178 Bungalow Street.

Dody: Did the firemen come quickly?

Bram: They came very quickly.

Dody: Did they rescue the people?

Bram: Yes, they rescued everybody.

Dody: Thank God.

Tabel 8.4 Rubrik Penilaian Berbicara  
Penilaian kompetensi siswa dinilai dengan rentang angka 60-100

No.	Aspek yang dinilai	Kriteria	Skor
1.	Isi teks dialogue ( <i>content</i> )	Sesuai dengan temanya	91-100
		Cukup sesuai dengan temanya	76 - 90
		Kurang sesuai temanya	61 - 75
2.	Kelancaran ( <i>fluency</i> )	Lancar	91-100
		Cukup lancar	76 - 90
		Kurang lancar	61 - 75
3.	Ketepatan berbahasa ( <i>acuracy</i> )	Tepat	91-100
		Cukup tepat	76 - 90
		Kurang tepat	61 - 75

Pedoman Penskoran

$$\text{Nilai} : \frac{\text{Jumlah Jawaban Benar}}{\text{Jumlah Soal Seluruhnya}} \times 100$$

# DAFTAR PUSTAKA

Azar, Betty S, Stacy A. Hagen (2009). *Understanding and Using English Grammar fourth edition*. NY: Pearson Education, 10 Bank Street, White Plains, NY 10606

Wachidah, Siti, dkk. (2017). *Bahasa Inggris untuk SMP/MTs Kelas VIII: When English Rings a Bell*. Jakarta: Kementerian Pendidikan dan Kebudayaan.

Wardhana, Prasetya Adhi, Yuniarti Dwi Arini (2017). *PR Bahasa Inggris untuk SMP/MTS kelas VIII Semester 2*. Klaten: Penerbit Intan Pariwara

[https://slideplayer.com/79/13000080/big\\_thumb.jpg](https://slideplayer.com/79/13000080/big_thumb.jpg) 25-09-2021

[https://www.allthingsgrammar.com/uploads/2/3/2/9/23290220/7847819\\_orig.png](https://www.allthingsgrammar.com/uploads/2/3/2/9/23290220/7847819_orig.png) 30-09-2021

<https://i.pinimg.com/originals/0a/83/6e/0a836e5698f4e05c120cda87681e3b7d.jpg> 24-09-2021

[https://files.liveworksheets.com/def\\_files/2021/6/22/106221302351051014/106221302351051014001.jpg](https://files.liveworksheets.com/def_files/2021/6/22/106221302351051014/106221302351051014001.jpg) 24-09-2021

Diterbitkan oleh:

Kementerian Pendidikan, Kebudayaan, Riset, dan Teknologi

Direktorat Jenderal Pendidikan Anak Usia Dini,

Pendidikan Dasar, dan Pendidikan Menengah

Direktorat Sekolah Menengah Pertama